



ADAC GT Masters

Result List Race 1



Provisional

Reg. Nr.: CR 15/2016

Amended
23.7.2016 - 17:22

Red Bull Ring, Length: 4326m

Air temperature: 25.94°C

Track temperature: 31.91°C

Weather condition: Dry

Saturday, July 23, 2016 13:15:00

started : 32 classified : 23 not classified : 9

	Drivers	Team	Car	Laps	Total Time	Gap	Kph	Lap	Time	Kph
1	17 D.Jahn(DEU) /K.Estre(FRA)	KÜS TEAM75 Bernhard(DEU)	Porsche 911 GT3 R	40	1:02:53.740		165.0	8	1:28.784	175.4
2	8 F.Hamprecht(DEU)(J)/ C.Jöns(DEU)	Bentley Team Abt(DEU)	Bentley Continental GT3	40	1:02:57.285	3.545	164.8	8	1:28.779	175.4
3	77 J.Gounon(FRA) (J)/D.Keilwitz(DEU)	Callaway Competition(DEU)	Corvette C7 GT3	40	1:02:58.314	4.574	164.8	15	1:29.175	174.6
4	69 P.Assenheimer(DEU)(J)/ D.Schwager(DEU)	Callaway Competition(DEU)	Corvette C7 GT3	40	1:02:59.484	5.744	164.9	20	1:29.180	174.6
5	1 S.Asch(DEU) /L.Ludwig(DEU)	AMG - Team Zakspeed(DEU)	Mercedes-AMG GT3	40	1:03:00.616	6.876	164.8	21	1:29.116	174.7
6	63 R.Ineichen(CHE)(T)/ C.Engelhart(DEU)	GRT Grasser-Racing-Team(AUT)	LamborghiniHuracanGT3	40	1:03:01.383	7.643	164.8	36	1:29.128	174.7
7	21 N.Rogivue(CHE)(J)/ N.Sylvest(DNK)(J)	AMG - Team Zakspeed(DEU)	Mercedes-AMG GT3	40	1:03:01.927	8.187	164.7	38	1:29.215	174.5
8	25 D.Dobitsch(AUT)/ E.Sandström(SWE)	kfzteile24 - APR Motorsport(DEU)	Audi R8 LMS	40	1:03:03.206	9.466	164.7	39	1:29.157	174.6
9	13 R.Lips(CHE)(T)/ S.Barth(DEU)	RWT - Racing team(DEU)	Corvette Z06.R GT3	40	1:03:09.389	15.649	164.5	38	1:29.510	173.9
10	31 B.Said(USA)/ E.Curran(USA)	Callaway Competition(DEU)	Corvette C7 GT3	40	1:03:09.779	16.039	164.5	40	1:29.260	174.4
11	16 L.Stolz(DEU)(J) /G.Tweraser(AUT)	GRT Grasser-Racing-Team(AUT)	LamborghiniHuracanGT3	40	1:03:17.597	23.857	164.1	13	1:29.851	173.3
12	9 A.Weishaupt(DEU)(T)/ M.Holzer(DEU)	Bentley Team Abt(DEU)	Bentley Continental GT3	40	1:03:17.720	23.980	164.3	21	1:29.065	174.8
13	24 F.Stoll(DEU) /L.Vanthoor(BEL)	kfzteile24 - APR Motorsport(DEU)	Audi R8 LMS	40	1:03:18.364	24.624	163.9	36	1:28.765	175.4
14	50 P.Geipel(DEU) /M.Basseng(DEU)	YACO Racing(DEU)	Audi R8 LMS	40	1:03:18.857	25.117	164.1	15	1:29.895	173.2
15	6 E.Erhart(DEU)/ K.Snoeks(NLD)	HB Racing WDS Bau(AUT)	LamborghiniHuracanGT3	40	1:03:25.695	31.955	163.9	39	1:30.099	172.8
16	11 N.Pohler(DEU)(J) /M.Beretta(ITA)(J)	GRT Grasser-Racing-Team(AUT)	LamborghiniHuracanGT3	40	1:03:26.818	33.078	164.0	37	1:29.953	173.1
17	66 E.Lindholm(DEU)(J)/ A.Gies(DEU)(J)	ADACNSAAttemptoRacing Team(DEU)	LamborghiniHuracanGT3	40	1:03:32.588	38.848	163.7	40	1:30.639	171.8
18	36 C.Zanella(CHE)/ M.Dienst(DEU)(J)	bigFMRacingTeamSchützMotorsport(Porsche 911 GT3 R	40	1:03:47.140	53.400	163.1	40	1:29.673	173.6
19	44 M.Ahlin-Kottulinsky(SWE)(J)/ M.Bonanomi(ITA)	Aust Motorsport(DEU)	Audi R8 LMS	40	1:03:49.885	56.145	164.1	40	1:30.054	172.9
20	33 C.Frankenhou(NLD)/ C.Haase(DEU)	Car Collection Motorsport(DEU)	Audi R8 LMS	40	1:03:53.782	1:00.042	164.0	36	1:29.783	173.4
21	35 F.Scholze(DEU)(T)/ K.Wendlinger(AUT)	Car Collection Motorsport(DEU)	MercedesBenzSLSAMGG	38	1:03:33.629	2 LAP	155.2	32	1:30.177	172.7
22	20 J.Krohn(FIN) /A.Felix da Costa(PRT)	Schubert Motorsport(DEU)	BMW M6 GT3	31	49:56.462	9 LAP	161.4	18	1:29.385	174.2
23	5 N.Siedler(AUT) /J.van Lagen(NLD)	HB Racing WDS Bau(AUT)	LamborghiniHuracanGT3	30	48:30.466	10 LAP	160.5	15	1:29.782	173.4
Not classified										
28	P.Hoevenaars(NLD)(J) /F.Vervisch(BEL)	MontaplastbyLand-Motorsport(DEU)	Audi R8 LMS	27	44:28.539	13 LAP	157.5	19	1:29.713	173.5
99	R.Renauer(DEU) /M.Ragginger(AUT)	Precote Herberth Motorsport(DEU)	Porsche 911 GT3 R	27	46:56.944	13 LAP	148.7	13	1:29.399	174.2
3	P.Kujala(FIN)(J) /M.Pavlovic(SRB)	Bonaldi Motorsport S.r.L(ITA)	LamborghiniHuracanGT3	26	42:48.817	14 LAP	157.6	20	1:30.239	172.5
22	S.Feige(DEU)(T)/ B.Schothorst(NLD)	MRS GT-Racing(DEU)	Nissan GT-RNISMOGT3	25	56:45.449	15 LAP	113.1	23	1:29.922	173.1
15	M.Pommer(DEU) /M.Winkelhock(DEU)	Phoenix Racing(DEU)	Audi R8 LMS	23	36:25.024	17 LAP	164.2	14	1:30.397	172.2
29	C.De Phillippi(USA)(J)/ C.Mies(DEU)	MontaplastbyLand-Motorsport(DEU)	Audi R8 LMS	22	34:16.045	18 LAP	166.9	20	1:29.277	174.4
32	E.Zonzini(SMR)(J) /F.Spengler(DEU)	Bonaldi Motorsport S.r.L(ITA)	LamborghiniHuracanGT3	21	32:01.113	19 LAP	171.1	11	1:30.474	172.1
55	L.Schreier(DEU)(J) /X.Maassen(NLD)	Aust Motorsport(DEU)	Audi R8 LMS	17	25:53.563	23 LAP	171.5	13	1:30.229	172.6
34	I.Tutumlu Lopez(ESP) /K.van der Linde(ZAF)	Car Collection Motorsport(DEU)	Audi R8 LMS	5	1:03:43.282	35 LAP	120.0	5	1:32.217	168.8

Fastest lap of the race. Car 24 driver Florian Stoll on lap 36. Time 1:28.765, average speed 175.4 km/h.

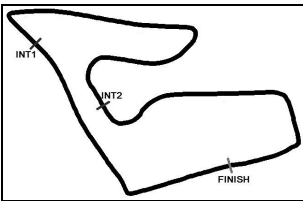
Following race director decision no. 74,75 drive trough penalty in exchange a time penalty of 30 seconds for car no. 33,44

Subject to final scrutineering!

Publications Time:

Clerk of the course:

Time Keeping:



ADAC GT Masters

Lap Chart Race 1

Provisional

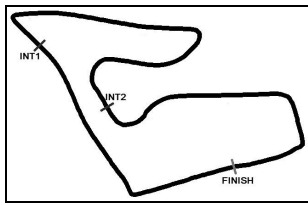


Red Bull Ring, Length: 4326 m

Saturday 23.July 2016 13:15

LapCha	1	2	3	4	5	6	7	8	9	10	11	12	13	14	15	16	17	18	19	20	21	22	23	24	25	26	27	28	29	30	31	32	33	34	35	36	37	38	39	40	41	42	43	44	45					
LAP 35	17	8	77	69	1	63	21	25	13	31	16	9	50	44	24	33	6	11	66	36	35'																													
LAP 36	17	8	77	69	1	63	21	25	13	31	16	9	50	44	24	33	6	11	66	36	35'																													
LAP 37	17	8	77	69	1	63	21	25	13	31	16	9	50	44	24	33	6	11	66	36	35'																													
LAP 38	17	8	77	69	1	63	21	25	13	31	16	9	50	24	44	33	6	11	66	36	35'																													
LAP 39	17	8	77	69	1	63	21	25	13	31	16	9	50	24	44	33	6	11	66	36																														
LAP 40	17	8	77	69	1	63	21	25	13	31	16	9	24	50	44	33	6	11	66	36																														

. - PIT STOP ' - LAP BEHIND



ADAC GT Masters



Sector List Race 1

Provisional

Reg. Nr.: CR 15/2016

Saturday, July 23, 2016 13:15:00

Red Bull Ring, Length: 4326m

Air temperature: 25.79°C

Track temperature: 31.84°C

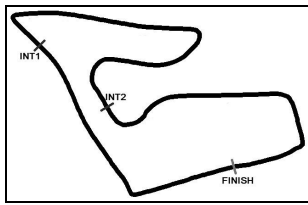
Weather condition: Dry

Lap	Time	SE1	SP1	SE2	SP2	SE3	SP3	TSP	Lap	Time	SE1	SP1	SE2	SP2	SE3	SP3	TSP
1 Asch, DEU / Ludwig, DEU									theoretical besttime: 1:29.031								
1	1:35.608	26.402	229	41.280	165	27.926	256		21	1:29.116	22.848	233	39.037	177	27.231	261	
2	1:30.804	23.230	231	39.784	169	27.790	258		22	1:30.163	22.852	234	39.157	178	28.154	247	
3	1:30.563	23.231	231	39.754	171	27.578	259		23	1:30.740	23.166	232	39.075	175	28.499	257	
4	1:29.867	22.967	232	39.479	174	27.421	259		24	2:03.770	23.441	224	53.246	102	47.083	200	
5	1:29.758	22.995	232	39.344	171	27.419	259		25	2:15.368	33.075	193	1:00.554	125	41.739	195	
6	1:29.813	22.981	232	39.415	172	27.417	259		26	2:05.445	28.757	204	55.751	121	40.937	258	
7	1:29.599	23.078	232	39.220	176	27.301	260		27	1:30.723	23.139	233	40.165	169	27.419	259	
8	1:29.724	22.993	232	39.278	173	27.453	260		28	1:30.200	23.230	233	39.631	177	27.339	261	
9	1:29.544	22.924	233	39.294	170	27.326	258		29	1:29.293	22.947	234	39.069	176	27.277	261	
10	1:29.813	23.065	233	39.198	169	27.550	258		30	1:30.046	22.894	235	39.567	169	27.585	260	
11	1:30.471	23.180	233	39.948	168	27.343	258		31	1:29.747	22.902	234	39.461	171	27.384	261	
12	1:29.715	22.947	232	39.518	175	27.250	259		32	1:29.603	22.870	234	39.292	173	27.441	260	
13	1:29.491	22.831	233	39.298	174	27.362	256		33	1:30.651	22.898	234	40.237	164	27.516	261	
14	1:29.483	22.844	234	39.279	173	27.360	258		34	1:29.480	22.943	235	39.277	176	27.260	262	
15	1:29.478	22.868	233	39.359	175	27.251	259		35	1:29.422	22.906	234	39.187	175	27.329	261	
16	1:29.472	22.903	233	39.232	171	27.337	257		36	1:29.452	22.869	235	39.201	174	27.382	260	
17	1:33.720	22.880	233	39.353	171	31.487			37	1:29.258	22.833	234	39.244	177	27.181	263	
18	2:33.983	1:26.947	227	39.230	177	27.806	248		38	1:29.355	22.877	234	39.231	175	27.247	262	
19	1:29.410	23.101	231	39.029	176	27.280	259		39	1:29.343	22.848	235	39.190	177	27.305	263	
20	1:29.208	22.951	232	39.019	178	27.238	260		40	1:29.917	22.908	235	39.485	174	27.524	260	

3 Kujala, FIN / Pavlovic, SRB									theoretical besttime: 1:30.154								
1	1:39.779	28.768	237	42.545	155	28.466	253		15	1:30.602	22.994	235	39.847	171	27.761	255	
2	1:32.500	23.909	233	40.545	161	28.046	256		16	1:30.274	22.982	235	39.663	176	27.629	258	
3	1:31.345	23.209	237	40.332	168	27.804	257		17	1:30.538	22.956	236	39.856	178	27.726	257	
4	1:30.853	23.073	236	39.935	165	27.845	254		18	1:31.536	22.931	238	40.697	167	27.908	258	
5	1:30.626	23.053	238	39.841	173	27.732	257		19	1:30.466	23.177	232	39.611	176	27.678	256	
6	1:30.651	23.173	234	39.693	175	27.785	253		20	1:30.239	22.963	233	39.608	178	27.668	254	
7	1:31.171	23.091	235	40.261	167	27.819	256		21	1:30.468	23.009	233	39.821	173	27.638	258	
8	1:30.622	23.064	235	39.800	172	27.758	257		22	1:33.933	22.963	235	39.722	172	31.248		
9	1:30.614	23.067	237	39.829	167	27.718	258		23	2:37.596	1:23.048	231	42.628	146	31.920	254	
10	1:30.611	23.051	234	39.820	168	27.740	257		24	1:49.710	24.001	233	41.657	164	44.052	109	
11	1:31.110	23.087	235	40.120	171	27.903	255		25	2:13.400	33.293	135	57.879	103	42.228	153	
12	1:30.908	23.037	235	40.041	174	27.830	256		26	2:38.154	30.802	133	1:08.630	86	58.722		
13	1:30.490	23.033	235	39.833	171	27.624	257		27		3:59.344	226					
14	1:30.621	23.172	234	39.834	177	27.615	258										

5 Siedler, AUT / van Lagen, NLD									theoretical besttime: 1:29.660								
1	1:37.379	27.433	232	41.517	163	28.429	256		16	1:30.004	22.850	236	39.590	174	27.564	257	
2	1:30.885	23.356	234	39.764	170	27.765	260		17	1:29.991	22.905	237	39.558	173	27.528	259	
3	1:31.258	23.040	236	40.362	163	27.856	258		18	1:34.848	22.894	236	39.635	171	32.319		
4	1:31.106	23.063	236	40.055	166	27.988	259		19	2:30.229	1:22.748	232	39.811	171	27.670	257	
5	1:31.457	23.407	234	40.455	164	27.595	259		20	1:30.921	23.702	233	39.570	172	27.649	259	
6	1:30.083	22.893	237	39.597	171	27.593	259		21	1:30.292	23.051	234	39.574	174	27.667	260	
7	1:30.244	22.926	236	39.505	170	27.813	259		22	1:30.973	23.102	236	39.946	171	27.925	251	
8	1:30.072	22.893	236	39.517	172	27.662	259		23	1:31.449	23.093	237	40.060	170	28.296	256	
9	1:29.872	22.860	237	39.394	171	27.618	258		24	2:00.763	24.278	213	48.558	94	47.927	115	
10	1:30.003	22.965	237	39.434	168	27.604	258		25	2:14.788	33.174	173	59.437	116	42.177	142	
11	1:30.097	22.946	237	39.523	174	27.628	257		26	2:00.820	29.967	105	51.972	109	38.881	257	
12	1:29.983	22.853	236	39.614	169	27.516	260		27	1:30.692	23.028	236	39.781	169	27.883	256	
13	1:30.148	22.897	237	39.715	172	27.536	259		28	1:30.610	22.987	236	39.685	171	27.938	257	
14	1:29.886	22.984	236	39.461	173	27.441	260		29	1:31.680	23.046	237	40.402	165	28.232	255	
15	1:29.782	22.825	236	39.448	173	27.509	259		30	1:50.151	23.739	234	52.349	158	34.063		

6 Erhart, DEU / Snoeks, NLD									theoretical besttime: 1:30.018								
1	1:40.087	28.947	220	42.497	150	28.643	256		21	1:31.139	23.213	231	39.986	174	27.940	256	
2	1:32.532	23.763	233	40.666	165	28.103	255		22	1:31.067	23.543	232	39.646	177	27.878	255	
3	1:31.362	23.256	235	40.243	171	27.863	258		23	1:36.831	23.347	233	42.615	172	30.869	254	
4	1:30.868	23.048	236	39.932	171	27.888	258		24	1:46.071	23.623	232	40.360	170	42.088	94	
5	1:30.678	23.070	236	39.780	175	27.828	258		25	2:12.361	32.438	133	57.735	134	42.188	148	



ADAC GT Masters



Sector List Race 1

Provisional

Reg. Nr.: CR 15/2016

Saturday, July 23, 2016 13:15:00

Red Bull Ring, Length: 4326m

Air temperature: 25.79°C

Track temperature: 31.84°C

Weather condition: Dry

Lap	Time	SE1	SP1	SE2	SP2	SE3	SP3	TSP	Lap	Time	SE1	SP1	SE2	SP2	SE3	SP3	TSP
6	1:31.133	23.327	233	40.179	171	27.627	257		26	2:00.705	30.988	139	55.847	159	33.870	256	
7	1:30.785	23.147	235	39.743	170	27.895	258		27	1:30.622	23.188	234	39.579	172	27.855	257	
8	1:30.624	23.146	235	39.739	178	27.739	258		28	1:30.673	23.130	234	39.622	173	27.921	256	
9	1:30.754	23.020	235	40.025	174	27.709	257		29	1:31.216	23.145	234	40.146	171	27.925	256	
10	1:30.475	22.967	235	39.783	171	27.725	256		30	1:31.149	23.419	235	39.836	174	27.894	258	
11	1:31.831	23.187	234	40.470	169	28.174	246		31	1:31.402	23.077	234	40.232	169	28.093	257	
12	1:31.593	23.626	234	39.865	173	28.102	255		32	1:31.776	23.224	234	40.092	178	28.460	257	
13	1:30.917	23.134	236	39.779	171	28.004	255		33	1:30.816	23.004	234	39.861	178	27.951	258	
14	1:30.878	23.246	235	39.681	171	27.951	257		34	1:30.835	23.032	234	39.733	173	28.070	257	
15	1:30.749	23.205	233	39.735	169	27.809	257		35	1:32.169	23.154	233	41.149	165	27.866	258	
16	1:31.171	23.455	233	39.878	169	27.838	258		36	1:30.530	22.975	235	39.692	168	27.863	258	
17	1:30.795	23.172	234	39.662	174	27.961	256		37	1:30.337	22.978	233	39.527	173	27.832	258	
18	1:30.897	23.169	233	39.737	173	27.991	257		38	1:30.506	23.003	234	39.803	170	27.700	257	
19	1:35.970	23.189	233	39.737	169	33.044			39	1:30.099	23.030	234	39.424	173	27.645	258	
20	2:31.137	1:22.726	230	40.525	173	27.886	256		40	1:30.155	22.991	236	39.482	169	27.682	259	

8 Hamprecht, DEU / Jöns, DEU

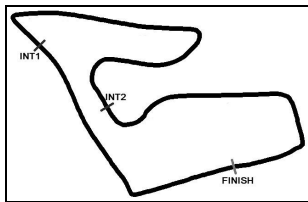
theoretical besttime: 1:28.686

1	1:33.152	25.125	236	40.692	166	27.335	261		21	2:30.150	1:23.487	234	39.392	167	27.271	262	
2	1:29.761	22.897	236	39.535	167	27.329	261		22	1:29.891	23.026	237	39.360	172	27.505	256	
3	1:29.519	22.739	236	39.418	169	27.362	261		23	1:31.308	23.032	236	39.419	166	28.857	206	
4	1:29.147	22.775	237	39.224	171	27.148	263		24	2:16.564	28.693	170	1:01.134	97	46.737	178	
5	1:29.027	22.798	236	39.084	171	27.145	262		25	2:15.164	32.243	177	1:01.721	107	41.200	221	
6	1:29.218	22.748	237	39.291	174	27.179	262		26	2:06.984	28.636	154	56.395	114	41.953	261	
7	1:28.959	22.773	237	39.140	172	27.046	262		27	1:30.470	22.987	236	39.836	162	27.647	261	
8	1:28.779	22.662	238	39.036	170	27.081	262		28	1:29.926	22.809	238	39.550	169	27.567	261	
9	1:29.007	22.683	238	39.109	171	27.215	262		29	1:29.589	22.735	238	39.440	165	27.414	263	
10	1:28.957	22.661	238	39.115	174	27.181	262		30	1:29.826	23.080	237	39.406	168	27.340	262	
11	1:29.115	22.720	237	39.230	169	27.165	262		31	1:29.465	22.604	238	39.390	169	27.471	262	
12	1:29.227	22.738	237	39.303	170	27.186	261		32	1:29.494	22.663	237	39.518	167	27.313	262	
13	1:29.316	22.683	238	39.357	174	27.276	260		33	1:29.316	22.731	237	39.355	168	27.230	262	
14	1:29.426	22.800	238	39.438	173	27.188	262		34	1:29.362	22.708	238	39.243	165	27.411	261	
15	1:29.277	22.726	238	39.250	171	27.301	261		35	1:29.517	22.835	238	39.394	166	27.288	261	
16	1:29.208	22.778	238	39.142	170	27.288	262		36	1:29.334	22.733	238	39.462	167	27.139	262	
17	1:29.349	22.861	238	39.193	171	27.295	261		37	1:29.474	22.717	238	39.385	165	27.372	262	
18	1:29.197	22.748	238	39.261	171	27.188	262		38	1:29.619	22.774	238	39.613	168	27.232	263	
19	1:29.696	22.665	238	39.372	169	27.659	263		39	1:29.520	22.751	238	39.554	168	27.215	262	
20	1:33.430	22.947	237	39.390	172	31.093			40	1:29.545	22.607	239	39.373	167	27.565	237	

9 Weishaupt, DEU / Holzer, DEU

theoretical besttime: 1:28.801

1	1:42.084	30.232	210	43.230	154	28.622	261		21	1:29.065	22.459	241	39.495	164	27.111	266	
2	1:33.457	23.181	225	41.953	156	28.323	260		22	1:29.356	22.939	241	39.280	166	27.137	264	
3	1:31.390	23.056	237	40.269	156	28.065	262		23	1:32.518	23.528	200	40.608	153	28.382	263	
4	1:31.961	23.862	236	40.338	153	27.761	263		24	1:41.600	23.032	239	40.111	163	38.457	78	
5	1:32.689	23.396	233	41.384	152	27.909	261		25	2:12.944	32.423	145	58.114	119	42.407	144	
6	1:32.525	22.819	241	41.444	150	28.262	259		26	1:58.906	30.788	162	55.413	163	32.705	266	
7	1:31.066	23.132	239	39.899	152	28.035	261		27	1:30.801	23.291	240	39.833	167	27.677	266	
8	1:31.465	22.826	240	40.242	152	28.397	260		28	1:29.899	22.750	241	39.604	162	27.545	265	
9	1:30.968	22.945	238	40.069	158	27.954	262		29	1:30.704	22.923	242	40.106	163	27.675	267	
10	1:30.765	22.959	238	39.992	154	27.814	262		30	1:29.643	22.628	243	39.608	163	27.407	266	
11	1:30.929	23.085	237	40.030	159	27.814	262		31	1:30.268	22.508	242	40.088	163	27.672	267	
12	1:31.602	22.734	238	40.622	150	28.246	262		32	1:30.313	22.828	241	39.864	162	27.621	266	
13	1:31.302	22.970	239	40.183	152	28.149	261		33	1:29.794	22.722	241	39.634	165	27.438	266	
14	1:31.077	23.080	238	39.988	157	28.009	262		34	1:30.272	22.760	241	40.067	163	27.445	266	
15	1:30.747	23.126	238	39.870	156	27.751	262		35	1:30.071	22.718	236	39.978	161	27.375	267	
16	1:31.102	22.823	239	40.523	157	27.756	264		36	1:30.020	22.837	233	39.721	165	27.462	267	
17	1:31.438	22.959	237	40.331	154	28.148	263		37	1:30.027	22.586	242	40.089	159	27.352	268	
18	1:38.780	22.958	237	40.239	154	35.583			38	1:30.221	22.663	242	40.280	159	27.278	268	
19	2:35.768	1:27.429	236	40.961	163	27.378	265		39	1:30.437	22.750	236	40.221	164	27.466	267	
20	1:29.077	22.691	239	39.231	168	27.155	264		40	1:30.669	22.962	241	40.108	156	27.599	266	



ADAC GT Masters



Sector List Race 1

Provisional

Reg. Nr.: CR 15/2016

Saturday, July 23, 2016 13:15:00

Red Bull Ring, Length: 4326m

Air temperature: 25.79°C

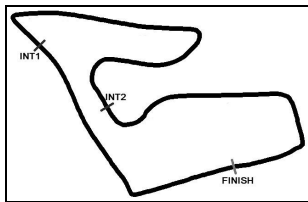
Track temperature: 31.84°C

Weather condition: Dry

Lap	Time	SE1	SP1	SE2	SP2	SE3	SP3	TSP	Lap	Time	SE1	SP1	SE2	SP2	SE3	SP3	TSP
11 Pohler, DEU / Beretta, ITA									theoretical besttime: 1:29.664								
1	1:43.776	30.767	202	43.605	142	29.404	255		21	1:30.558	23.010	238	39.635	168	27.913	259	
2	1:32.602	23.957	233	40.448	151	28.197	260		22	1:30.827	23.664	236	39.673	164	27.490	262	
3	1:31.039	22.916	239	40.284	151	27.839	261		23	1:34.164	23.445	233	41.336	162	29.383	256	
4	1:31.188	23.413	235	39.813	159	27.962	261		24	1:45.420	24.117	235	40.287	158	41.016	90	
5	1:30.927	23.435	236	39.970	164	27.522	261		25	2:12.882	32.479	123	57.857	127	42.546	162	
6	1:29.978	22.860	240	39.533	165	27.585	262		26	1:59.482	30.347	146	55.918	168	33.217	260	
7	1:30.034	22.966	238	39.570	162	27.498	262		27	1:30.780	23.018	239	40.014	165	27.748	262	
8	1:30.474	22.894	240	39.720	160	27.860	260		28	1:30.919	22.869	240	39.886	172	28.164	261	
9	1:30.608	22.947	239	39.843	159	27.818	261		29	1:30.901	22.904	240	40.153	170	27.844	262	
10	1:30.267	22.819	238	39.972	168	27.476	262		30	1:30.867	22.941	217	40.139	171	27.787	261	
11	1:30.221	22.787	238	39.711	165	27.723	260		31	1:31.851	22.851	240	41.005	166	27.995	260	
12	1:34.656	22.836	239	43.157	160	28.663	260		32	1:31.275	22.922	239	40.165	166	28.188	262	
13	1:30.201	22.813	240	39.766	161	27.622	261		33	1:30.888	22.984	240	39.883	165	28.021	254	
14	1:30.585	22.835	240	39.980	160	27.770	259		34	1:31.971	23.552	240	40.530	161	27.889	261	
15	1:31.193	22.963	240	40.378	155	27.852	262		35	1:30.929	22.964	239	40.143	163	27.822	262	
16	1:30.575	22.862	239	40.027	163	27.686	260		36	1:31.001	22.838	240	40.107	173	28.056	261	
17	1:31.757	22.851	240	40.475	167	28.431	259		37	1:29.953	22.835	238	39.584	170	27.534	262	
18	1:30.148	23.006	238	39.480	171	27.662	261		38	1:31.056	22.799	238	39.970	165	28.287	261	
19	1:35.369	22.989	236	40.055	161	32.325			39	1:30.004	22.880	239	39.401	171	27.723	264	
20	2:35.059	1:27.188	233	40.197	170	27.674	261		40	1:30.433	22.887	239	39.616	170	27.930	260	

Lap	Time	SE1	SP1	SE2	SP2	SE3	SP3	TSP	Lap	Time	SE1	SP1	SE2	SP2	SE3	SP3	TSP
13 Lips, CHE / Barth, DEU									theoretical besttime: 1:29.224								
1	1:38.604	28.176	223	41.891	154	28.537	260		21	1:29.987	23.087	242	39.403	169	27.497	268	
2	1:32.610	23.414	240	41.322	157	27.874	260		22	1:31.164	22.974	242	40.236	159	27.954	262	
3	1:31.126	22.781	232	40.531	163	27.814	260		23	1:38.234	23.106	241	44.099	137	31.029	245	
4	1:30.544	22.709	241	40.180	159	27.655	260		24	1:49.579	23.714	228	41.681	157	44.184	114	
5	1:30.852	22.670	240	40.425	159	27.757	260		25	2:14.437	32.715	152	59.426	94	42.296	139	
6	1:30.847	22.681	242	40.198	165	27.968	267		26	1:59.783	29.749	117	51.992	106	38.042	261	
7	1:30.506	22.813	242	40.044	164	27.649	261		27	1:30.597	22.842	241	40.035	160	27.720	263	
8	1:30.135	22.580	242	40.071	162	27.484	261		28	1:29.832	22.512	246	39.783	168	27.537	263	
9	1:30.279	22.632	243	39.962	166	27.685	261		29	1:30.789	22.448	244	40.299	168	28.042	260	
10	1:29.732	22.593	243	39.535	164	27.604	260		30	1:31.372	23.133	229	40.574	166	27.665	262	
11	1:30.534	22.669	242	40.223	155	27.642	269		31	1:30.269	22.668	240	39.974	162	27.627	262	
12	1:30.438	22.724	222	40.121	160	27.593	261		32	1:29.776	22.619	240	39.721	168	27.436	262	
13	1:30.107	22.602	243	39.879	158	27.626	258		33	1:29.665	22.594	241	39.422	169	27.649	260	
14	1:30.179	22.681	242	39.886	160	27.612	261		34	1:29.988	22.774	240	39.693	167	27.521	270	
15	1:30.269	22.593	243	40.003	162	27.673	262		35	1:29.808	22.723	240	39.606	168	27.479	262	
16	1:30.432	22.617	242	39.924	162	27.891	260		36	1:29.853	22.630	241	39.644	163	27.579	263	
17	1:35.394	23.073	241	40.184	157	32.137			37	1:29.706	22.681	241	39.467	166	27.558	268	
18	2:33.352	1:24.922	230	40.615	168	27.815	268		38	1:29.510	22.627	242	39.360	165	27.523	268	
19	1:30.000	22.691	240	39.552	166	27.757	261		39	1:29.549	22.676	241	39.340	167	27.533	269	
20	1:29.987	22.672	241	39.684	165	27.631	262		40	1:29.564	22.589	242	39.374	166	27.601	262	

Lap	Time	SE1	SP1	SE2	SP2	SE3	SP3	TSP	Lap	Time	SE1	SP1	SE2	SP2	SE3	SP3	TSP
15 Pommer, DEU / Winkelhock, DEU									theoretical besttime: 1:30.117								
1	1:39.597	28.687	224	42.449	156	28.461	256		13	1:30.453	23.194	231	39.704	169	27.555	256	
2	1:32.384	23.849	230	40.584	160	27.951	254		14	1:30.397	23.125	231	39.653	169	27.619	256	
3	1:31.245	23.371	230	40.109	164	27.765	256		15	1:30.484	23.188	231	39.654	161	27.642	257	
4	1:30.742	23.209	232	39.877	164	27.656	257		16	1:30.539	23.241	231	39.662	163	27.636	258	
5	1:30.650	23.131	231	39.873	165	27.646	256		17	1:30.649	23.327	232	39.709	166	27.613	257	
6	1:30.624	23.129	232	39.632	166	27.863	257		18	1:36.293	23.291	230	40.271	157	32.731		
7	1:30.595	23.211	232	39.743	166	27.641	257		19	2:43.993	1:34.925	225	41.103	166	27.965	254	
8	1:31.092	23.172	230	40.274	167	27.646	256		20	1:32.789	23.921	226	40.708	164	28.160	254	
9	1:30.520	23.088	231	39.863	166	27.569	258		21	1:31.088	23.452	229	39.850	170	27.786	256	
10	1:30.794	23.171	231	39.981	167	27.642	256		22	1:30.441	23.412	229	39.515	175	27.514	256	
11	1:31.218	23.164	231	40.197	161	27.857	257		23	1:37.625	23.311	229	40.397	160	33.917		
12	1:30.812	23.247	232	39.850	164	27.715	256										



ADAC GT Masters



Sector List Race 1

Provisional

Reg. Nr.: CR 15/2016

Saturday, July 23, 2016 13:15:00

Red Bull Ring, Length: 4326m

Air temperature: 25.79°C

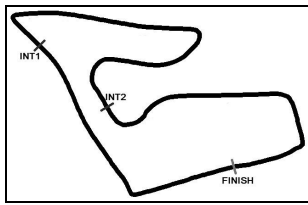
Track temperature: 31.84°C

Weather condition: Dry

Lap	Time	SE1	SP1	SE2	SP2	SE3	SP3	TSP	Lap	Time	SE1	SP1	SE2	SP2	SE3	SP3	TSP
16 Stolz, DEU / Tweraser, AUT									theoretical besttime: 1:29.635								
1	1:37.483	27.065	231	42.086	153	28.332	259		21	1:34.223	22.809	237	39.633	168	31.781		
2	1:31.752	23.796	235	40.268	164	27.688	261		22	2:33.743	1:26.159	237	39.987	165	27.597	261	
3	1:30.838	22.959	237	40.068	165	27.811	261		23	1:31.313	23.174	240	40.034	169	28.105	256	
4	1:31.108	23.080	236	40.165	171	27.863	260		24	2:01.049	24.223	209	48.964	95	47.862	113	
5	1:30.446	22.976	238	39.899	166	27.571	261		25	2:14.714	33.190	177	59.623	113	41.901	137	
6	1:30.050	22.941	237	39.643	170	27.466	260		26	2:00.887	29.988	102	52.043	114	38.856	260	
7	1:30.013	22.890	239	39.619	170	27.504	261		27	1:30.453	23.058	239	39.769	163	27.626	262	
8	1:30.112	22.919	237	39.687	169	27.506	260		28	1:30.527	22.962	240	39.829	172	27.736	261	
9	1:30.039	22.902	241	39.670	168	27.467	261		29	1:31.772	23.116	239	40.609	169	28.047	261	
10	1:30.083	22.908	238	39.485	171	27.690	260		30	1:32.485	23.229	240	40.669	159	28.587	259	
11	1:29.909	22.960	236	39.503	169	27.446	260		31	1:31.653	23.369	237	39.869	162	28.415	259	
12	1:29.978	22.880	238	39.639	170	27.459	262		32	1:30.651	23.089	239	39.953	163	27.609	262	
13	1:29.851	22.842	238	39.554	173	27.455	261		33	1:30.258	23.101	238	39.602	168	27.555	263	
14	1:29.991	22.923	236	39.612	169	27.456	261		34	1:30.285	23.101	237	39.754	167	27.430	263	
15	1:29.898	22.924	238	39.498	172	27.476	261		35	1:29.909	22.825	236	39.641	168	27.443	264	
16	1:30.066	22.929	237	39.598	170	27.539	261		36	1:30.126	23.093	238	39.692	167	27.341	264	
17	1:30.040	22.900	236	39.672	174	27.468	261		37	1:30.146	22.826	239	39.944	164	27.376	264	
18	1:30.123	23.081	240	39.568	172	27.474	262		38	1:30.112	23.045	236	39.722	168	27.345	264	
19	1:30.013	22.872	236	39.636	171	27.505	260		39	1:30.593	22.946	238	40.058	159	27.589	263	
20	1:30.190	22.902	238	39.701	168	27.587	261		40	1:30.715	23.046	237	39.923	165	27.746	263	

Lap	Time	SE1	SP1	SE2	SP2	SE3	SP3	TSP	Lap	Time	SE1	SP1	SE2	SP2	SE3	SP3	TSP
17 Jahn, DEU / Estre, FRA									theoretical besttime: 1:28.688								
1	1:32.730	25.207	235	40.031	171	27.492	261		21	2:29.166	1:22.571	233	39.162	180	27.433	262	
2	1:29.539	22.871	235	39.298	177	27.370	263		22	1:29.585	22.930	236	39.294	179	27.361	263	
3	1:29.486	22.867	236	39.337	176	27.282	263		23	1:32.314	22.705	237	39.114	177	30.495	198	
4	1:29.145	22.713	236	39.209	174	27.223	262		24	2:17.491	28.276	171	1:02.151	90	47.064	174	
5	1:28.981	22.720	236	39.033	178	27.228	262		25	2:14.827	32.044	151	1:01.901	98	40.882	200	
6	1:29.137	22.713	237	39.204	177	27.220	263		26	2:07.249	28.949	151	55.720	99	42.580	262	
7	1:29.053	22.760	236	39.190	179	27.103	263		27	1:29.032	22.684	236	39.176	173	27.172	263	
8	1:28.784	22.728	237	38.941	179	27.115	261		28	1:29.261	22.661	237	39.172	175	27.428	263	
9	1:28.902	22.692	238	39.062	175	27.148	262		29	1:29.079	22.658	237	39.104	178	27.317	263	
10	1:28.859	22.738	237	38.993	173	27.128	261		30	1:28.991	22.659	238	39.027	175	27.305	261	
11	1:29.259	22.759	237	39.165	175	27.335	260		31	1:29.641	22.790	236	39.229	170	27.622	262	
12	1:29.189	22.749	237	39.305	175	27.135	262		32	1:29.371	22.720	237	39.233	176	27.418	262	
13	1:29.374	22.798	238	39.270	174	27.306	261		33	1:29.439	22.687	237	39.203	173	27.549	262	
14	1:29.220	22.801	237	39.228	176	27.191	262		34	1:29.335	22.738	236	39.146	175	27.451	263	
15	1:29.292	22.775	237	39.291	174	27.226	261		35	1:29.429	22.772	237	39.183	174	27.474	263	
16	1:29.284	22.854	237	39.244	174	27.186	263		36	1:29.288	22.686	237	39.179	171	27.423	262	
17	1:29.200	22.807	237	39.206	177	27.187	263		37	1:29.320	22.863	237	38.979	172	27.478	262	
18	1:29.264	22.780	237	39.177	176	27.307	262		38	1:29.529	22.743	237	39.226	173	27.560	262	
19	1:29.455	22.728	239	39.270	177	27.457	262		39	1:29.569	22.687	237	39.259	171	27.623	262	
20	1:33.359	22.708	239	39.441	172	31.210			40	1:30.312	22.644	238	39.567	162	28.101	240	

Lap	Time	SE1	SP1	SE2	SP2	SE3	SP3	TSP	Lap	Time	SE1	SP1	SE2	SP2	SE3	SP3	TSP
20 Krohn, FIN / Felix da Costa , PRT									theoretical besttime: 1:29.303								
1	1:42.358	30.610	228	41.908	160	29.840	257		17	1:30.290	22.936	238	39.517	166	27.837	259	
2	1:31.234	23.318	233	40.346	160	27.570	261		18	1:29.385	22.777	236	39.236	168	27.372	259	
3	1:31.327	23.047	234	40.401	158	27.879	257		19	1:29.490	22.880	233	39.218	169	27.392	258	
4	1:30.419	23.229	235	39.428	156	27.762	261		20	1:29.862	22.856	233	39.413	167	27.593	258	
5	1:30.621	22.886	237	40.149	166	27.586	259		21	1:29.803	22.949	235	39.355	170	27.499	260	
6	1:30.009	22.838	232	39.595	168	27.576	258		22	1:33.362	22.791	236	39.182	170	31.389		
7	1:30.149	22.971	236	39.732	165	27.446	259		23	2:33.629	1:25.118	231	40.559	166	27.952	260	
8	1:29.984	22.852	235	39.533	166	27.599	261		24	2:00.637	24.574	233	48.223	113	47.840	117	
9	1:29.814	23.037	235	39.247	167	27.530	259		25	2:14.958	31.641	202	1:01.101	130	42.216	133	
10	1:29.616	22.749	236	39.384	167	27.483	259		26	2:00.746	29.172	90	52.500	122	39.074	258	
11	1:29.854	22.771	236	39.527	166	27.556	257		27	1:30.469	23.088	235	39.798	168	27.583	260	
12	1:29.797	22.921	235	39.400	169	27.476	259		28	1:31.138	22.875	236	40.256	165	28.007	258	
13	1:29.882	22.805	236	39.597	166	27.480	258		29	1:31.906	23.133	233	40.468	167	28.305	257	
14	1:29.658	22.802	240	39.383	167	27.473	261		30	1:32.933	23.329	233	41.025	164	28.579	258	
15	1:29.716	22.782	236	39.488	169	27.446	262		31	1:43.514	23.994	226	43.000	159	36.520		
16	1:29.902	22.940	236	39.531	168	27.431	263										



ADAC GT Masters



Sector List Race 1

Provisional

Reg. Nr.: CR 15/2016

Saturday, July 23, 2016 13:15:00

Red Bull Ring, Length: 4326m

Air temperature: 25.79°C

Track temperature: 31.84°C

Weather condition: Dry

Lap	Time	SE1	SP1	SE2	SP2	SE3	SP3	TSP	Lap	Time	SE1	SP1	SE2	SP2	SE3	SP3	TSP
21 Rogivue, CHE / Sylvest, DNK									theoretical besttime: 1:28.915								
1	1:35.911	26.551	231	41.408	157	27.952	257		21	1:29.227	22.905	234	39.040	176	27.282	259	
2	1:30.953	23.173	232	40.038	162	27.742	257		22	1:33.013	22.943	234	39.248	170	30.822	228	
3	1:30.550	23.109	234	39.882	158	27.559	258		23	1:31.226	23.531	235	39.338	173	28.357	258	
4	1:30.079	23.122	234	39.409	163	27.548	258		24	2:03.954	23.365	234	52.814	87	47.775	184	
5	1:29.712	22.958	233	39.382	168	27.372	258		25	2:15.522	33.031	184	1:00.022	107	42.469	169	
6	1:29.841	22.962	233	39.387	169	27.492	260		26	2:04.255	29.642	188	54.102	112	40.511	258	
7	1:29.662	23.035	233	39.334	167	27.293	260		27	1:30.708	23.130	232	39.862	170	27.716	261	
8	1:29.701	22.912	234	39.488	163	27.301	259		28	1:30.940	22.932	235	40.158	170	27.850	260	
9	1:29.514	22.957	233	39.357	162	27.200	260		29	1:29.920	22.986	234	39.765	177	27.169	262	
10	1:29.543	22.860	234	39.343	168	27.340	260		30	1:30.021	22.882	235	39.552	173	27.587	261	
11	1:29.564	22.993	233	39.410	167	27.161	259		31	1:29.647	22.858	235	39.355	174	27.434	262	
12	1:29.559	22.899	234	39.264	163	27.396	260		32	1:29.677	22.834	235	39.402	172	27.441	261	
13	1:29.471	22.871	234	39.339	164	27.261	259		33	1:29.756	22.911	236	39.483	170	27.362	262	
14	1:29.398	22.893	234	39.196	161	27.309	258		34	1:29.652	22.929	234	39.387	171	27.336	262	
15	1:29.460	22.857	235	39.276	160	27.327	260		35	1:29.374	22.873	234	39.218	172	27.283	261	
16	1:29.702	23.034	233	39.354	160	27.314	261		36	1:29.614	22.872	234	39.372	173	27.370	260	
17	1:29.653	22.891	234	39.457	160	27.305	259		37	1:29.285	22.827	235	39.238	174	27.220	261	
18	1:29.788	22.973	233	39.519	162	27.296	262		38	1:29.215	22.856	234	39.273	170	27.086	263	
19	1:34.196	22.789	234	39.531	161	31.876			39	1:29.429	22.816	235	39.236	176	27.377	262	
20	2:31.731	1:25.285	230	39.350	171	27.096	262		40	1:29.504	22.824	236	39.456	171	27.224	263	

22 Feige, DEU / Schothorst, NLD									theoretical besttime: 1:29.468								
1	1:43.562	30.272	209	43.493	155	29.797	253		14	1:37.429	24.337	238	40.681	158	32.411	83	
2	1:34.146	23.778	238	42.134	156	28.234	258		15	2:12.649	33.401	185	57.256	125	41.992	137	
3	1:33.245	23.579	237	41.475	161	28.191	255		16	1:59.287	31.219	167	55.441	155	32.627	264	
4	1:32.450	23.466	237	40.897	167	28.087	257		17	1:30.347	22.892	241	39.735	164	27.720	263	
5	1:32.741	23.502	236	41.094	165	28.145	258		18	1:30.500	22.794	242	39.777	162	27.929	264	
6	1:33.346	23.456	236	40.876	160	29.014	255		19	1:30.270	22.932	241	39.522	161	27.816	263	
7	1:45.417	25.019	209	42.491	154	37.907			20	1:30.428	22.640	238	40.048	159	27.740	263	
8	16:57.851	15:49.189	213	41.047	169	27.615	262		21	1:30.844	22.719	242	40.176	161	27.949	263	
9	1:30.250	23.023	240	39.766	163	27.461	263		22	1:31.082	23.073	236	40.188	159	27.821	261	
10	1:53.160	22.710	240	39.410	167	51.040			23	1:29.922	22.769	240	39.589	162	27.564	263	
11	1:47.772	40.684	236	39.670	168	27.418	262		24	1:46.327	22.738	240	39.645	160	43.944		
12	1:30.404	23.083	240	39.601	163	27.720	263		25	2:09.382	46.985	234	40.843	152	41.554		
13	1:32.638	23.736	232	40.444	160	28.458	260										

24 Stoll, DEU / Vanthoor, BEL									theoretical besttime: 1:28.573								
1	1:34.474	26.059	233	40.867	168	27.548	260		21	1:28.913	22.843	238	38.916	170	27.154	262	
2	1:30.663	22.943	236	40.310	169	27.410	261		22	1:29.039	22.976	237	38.967	168	27.096	263	
3	1:30.187	22.859	238	39.837	167	27.491	262		23	1:30.134	23.046	237	38.973	164	28.115	257	
4	1:29.693	22.716	238	39.425	170	27.552	261		24	2:12.530	24.907	179	1:00.863	91	46.760	185	
5	1:29.267	22.754	238	39.139	171	27.374	261		25	2:15.334	32.719	190	1:01.307	103	41.308	196	
6	1:29.696	22.717	239	39.612	173	27.367	263		26	2:06.254	29.003	204	55.669	100	41.582	262	
7	1:30.051	22.856	238	39.642	173	27.553	261		27	1:30.394	22.901	238	39.745	164	27.748	263	
8	1:29.107	22.775	238	39.026	171	27.306	263		28	1:29.884	23.074	238	39.307	163	27.503	263	
9	1:29.277	22.843	239	39.106	168	27.328	262		29	1:29.604	22.763	240	39.429	162	27.412	264	
10	1:29.393	22.840	238	39.179	170	27.374	262		30	1:34.579	23.334	234	39.642	163	31.603		
11	1:29.497	22.854	237	39.312	170	27.331	261		31	1:44.717	37.951	234	39.405	168	27.361	263	
12	1:29.247	22.869	238	39.222	170	27.156	263		32	1:28.990	22.710	237	39.033	163	27.247	263	
13	1:29.362	22.970	237	39.168	170	27.224	262		33	1:30.434	22.789	240	40.092	159	27.553	265	
14	1:29.334	22.843	238	39.161	171	27.330	262		34	1:30.561	23.382	239	39.743	166	27.436	262	
15	1:29.327	22.780	238	39.245	167	27.302	261		35	1:29.438	22.791	237	39.530	168	27.117	263	
16	1:29.498	22.982	237	39.157	173	27.359	261		36	1:28.765	22.682	236	39.016	171	27.067	265	
17	1:29.467	22.829	238	39.228	172	27.410	263		37	1:28.985	22.605	234	38.948	167	27.432	263	
18	1:29.370	22.826	238	39.101	174	27.443	263		38	1:28.945	22.635	240	39.258	163	27.052	265	
19	1:34.416	22.816	239	39.384	166	32.216			39	1:29.575	22.672	239	39.354	162	27.549	263	
20	2:29.628	1:23.165	234	39.336	168	27.127	261		40	1:30.335	22.852	232	39.972	165	27.511	263	



ADAC GT Masters



Sector List Race 1

Provisional

Reg. Nr.: CR 15/2016

Saturday, July 23, 2016 13:15:00

Red Bull Ring, Length: 4326m

Air temperature: 25.79°C

Track temperature: 31.84°C

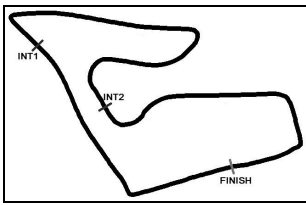
Weather condition: Dry

Lap	Time	SE1	SP1	SE2	SP2	SE3	SP3	TSP	Lap	Time	SE1	SP1	SE2	SP2	SE3	SP3	TSP
25 Dobitsch, AUT / Sandström, SWE									theoretical besttime: 1:29.065								
1	1:37.701	27.793	231	41.550	154	28.358	259		21	1:29.624	22.949	235	39.182	183	27.493	262	
2	1:30.928	23.414	232	39.906	166	27.608	259		22	1:33.887	22.898	235	39.502	174	31.487		
3	1:31.148	23.029	235	40.236	162	27.883	259		23	2:32.481	1:23.048	233	40.707	168	28.726	257	
4	1:30.983	23.117	233	39.975	167	27.891	262		24	2:02.386	23.351	235	50.350	88	48.685	162	
5	1:30.162	23.275	232	39.356	165	27.531	261		25	2:14.703	32.358	176	59.863	131	42.482	177	
6	1:29.984	23.210	233	39.428	171	27.346	261		26	2:03.274	29.992	152	53.467	103	39.815	260	
7	1:30.056	23.127	234	39.447	173	27.482	260		27	1:30.713	23.125	237	39.984	167	27.604	262	
8	1:30.234	23.072	235	39.725	177	27.437	260		28	1:30.578	22.904	240	40.200	170	27.474	261	
9	1:29.593	23.052	234	39.328	174	27.213	260		29	1:30.154	22.882	239	39.840	167	27.432	263	
10	1:29.652	22.894	235	39.323	175	27.435	260		30	1:29.756	22.917	238	39.234	168	27.605	261	
11	1:29.953	23.002	234	39.336	179	27.615	260		31	1:29.798	22.945	238	39.567	173	27.286	263	
12	1:30.396	23.074	233	39.621	179	27.701	257		32	1:29.707	22.933	237	39.353	173	27.421	262	
13	1:29.681	23.085	234	39.342	175	27.254	261		33	1:29.672	22.966	238	39.332	168	27.374	260	
14	1:30.004	23.192	234	39.542	170	27.270	259		34	1:29.676	22.856	239	39.546	168	27.274	263	
15	1:29.972	23.148	233	39.305	180	27.519	260		35	1:29.561	22.875	238	39.317	171	27.369	262	
16	1:29.987	23.082	234	39.432	179	27.473	260		36	1:29.579	22.799	238	39.385	169	27.395	260	
17	1:29.625	23.016	234	39.363	171	27.246	262		37	1:29.272	22.870	239	39.255	173	27.147	263	
18	1:29.877	23.063	234	39.308	180	27.506	261		38	1:29.348	22.799	239	39.213	170	27.336	262	
19	1:29.943	23.220	232	39.489	178	27.234	257		39	1:29.157	22.741	239	39.192	169	27.224	262	
20	1:29.615	22.896	234	39.344	178	27.375	261		40	1:30.386	22.736	240	39.615	169	28.035	250	

28 Hovenaars, NLD / Vervisch, BEL									theoretical besttime: 1:29.583								
1	1:38.937	28.377	228	42.001	158	28.559	255		15	1:30.176	23.114	234	39.465	168	27.597	258	
2	1:31.901	23.383	236	40.702	167	27.816	257		16	1:29.835	23.048	234	39.344	168	27.443	258	
3	1:30.944	23.107	234	40.043	168	27.794	257		17	1:29.923	22.956	235	39.375	168	27.592	258	
4	1:30.603	23.087	235	39.710	169	27.806	257		18	1:29.839	23.050	233	39.325	170	27.464	257	
5	1:30.827	23.096	234	40.040	169	27.691	259		19	1:29.713	22.900	234	39.377	169	27.436	259	
6	1:30.599	22.962	235	39.702	168	27.935	257		20	1:29.743	22.927	233	39.362	171	27.454	257	
7	1:30.192	23.013	236	39.587	169	27.592	259		21	1:34.748	22.903	235	39.670	171	32.175		
8	1:30.070	22.947	235	39.507	169	27.616	258		22	2:29.026	1:21.962	229	39.706	174	27.358	257	
9	1:30.122	23.047	234	39.539	170	27.536	257		23	1:31.247	23.291	232	39.869	171	28.087	251	
10	1:29.881	22.965	234	39.496	170	27.420	258		24	1:59.256	24.101	232	47.511	115	47.644	152	
11	1:30.280	22.986	234	39.757	168	27.537	257		25	2:14.796	32.475	199	59.994	136	42.327	187	
12	1:30.168	22.989	235	39.671	170	27.508	259		26	2:02.489	29.828	128	53.095	109	39.566	256	
13	1:30.127	23.016	235	39.527	170	27.584	256		27	2:22.294	23.623	234	1:02.768	93	55.903		
14	1:30.803	23.056	234	40.169	168	27.578	256										

29 De Phillippi, USA / Mies, DEU									theoretical besttime: 1:29.158								
1	1:36.556	26.814	231	41.574	165	28.168	258		13	1:29.375	22.965	235	39.318	171	27.092	260	
2	1:30.947	23.031	235	40.303	168	27.613	260		14	1:29.561	22.907	235	39.409	170	27.245	259	
3	1:30.543	22.999	236	40.078	167	27.466	258		15	1:29.691	22.988	235	39.412	173	27.291	260	
4	1:29.780	22.888	235	39.533	174	27.359	261		16	1:29.548	22.943	236	39.304	171	27.301	259	
5	1:29.748	22.883	235	39.590	173	27.275	260		17	1:29.563	22.935	235	39.321	174	27.307	259	
6	1:30.245	23.007	234	39.525	178	27.713	259		18	1:33.476	22.912	234	39.183	178	31.381		
7	1:30.024	22.910	235	39.722	173	27.392	259		19	2:29.280	1:22.721	228	39.377	177	27.182	259	
8	1:29.625	22.940	235	39.329	168	27.356	258		20	1:29.277	22.900	233	39.203	175	27.174	260	
9	1:29.685	22.992	234	39.419	171	27.274	260		21	1:29.446	22.913	233	39.290	173	27.243	257	
10	1:29.472	22.907	233	39.285	175	27.280	258		22	1:41.025	23.006	234	40.412	166	37.607	109	
11	1:29.620	22.959	234	39.431	172	27.230	260		23		1:32.019	163					
12	1:29.558	22.887	235	39.439	171	27.232	262										

31 Said, USA / Curran, USA									theoretical besttime: 1:28.834								
1	1:38.315	28.204	214	41.541	159	28.570	260		21	1:29.861	23.155	236	39.221	167	27.485	264	
2	1:31.839	23.415	235	40.688	169	27.736	262		22	1:29.966	23.035	238	39.307	170	27.624	263	
3	1:30.881	22.961	239	40.205	169	27.715	262		23	1:38.447	23.093	240	44.152	134	31.202	254	
4	1:30.732	23.122	239	39.871	164	27.739	263		24	1:50.382	24.039	226	42.217	156	44.126	123	
5	1:30.974	22.805	239	40.485	166	27.684	263		25	2:13.790	33.405	151	58.217	103	42.168	148	
6	1:30.701	22.841	240	39.742	171	28.118	264		26	2:00.115	30.173	132	51.673	113	38.269	262	
7	1:30.101	22.790	239	39.455	166	27.856	263		27	1:30.219	22.799	240	39.681	166	27.739	264	
8	1:30.060	22.787	241	39.579	170	27.694	263		28	1:30.681	22.705	234	40.110	164	27.866	267	



ADAC GT Masters



Sector List Race 1

Provisional

Reg. Nr.: CR 15/2016

Saturday, July 23, 2016 13:15:00

Red Bull Ring, Length: 4326m

Air temperature: 25.79°C

Track temperature: 31.84°C

Weather condition: Dry

Lap	Time	SE1	SP1	SE2	SP2	SE3	SP3	TSP	Lap	Time	SE1	SP1	SE2	SP2	SE3	SP3	TSP
9	1:29.977	22.833	240	39.509	169	27.635	262		29	1:30.071	22.569	242	39.968	167	27.534	266	
10	1:29.843	22.696	239	39.575	168	27.572	263		30	1:32.339	22.883	238	41.591	168	27.865	263	
11	1:30.362	22.671	241	40.212	168	27.479	264		31	1:30.798	23.063	234	39.935	164	27.800	263	
12	1:30.320	22.771	227	39.828	166	27.721	262		32	1:29.757	22.757	238	39.470	165	27.530	266	
13	1:29.913	22.806	240	39.496	164	27.611	264		33	1:29.748	22.940	238	39.587	167	27.221	265	
14	1:30.047	22.726	237	39.667	164	27.654	264		34	1:29.460	22.907	238	39.385	168	27.168	266	
15	1:30.021	22.801	240	39.474	163	27.746	264		35	1:29.537	22.818	237	39.139	170	27.580	259	
16	1:29.919	22.758	240	39.462	168	27.699	265		36	1:29.417	22.882	238	39.229	167	27.306	265	
17	1:35.737	22.850	240	39.439	166	33.448			37	1:29.443	22.900	237	39.417	169	27.126	266	
18	2:36.753	1:27.561	228	40.998	167	28.194	265		38	1:29.381	22.888	238	39.282	172	27.211	264	
19	1:30.688	23.148	237	39.652	167	27.888	263		39	1:29.334	22.890	237	39.217	173	27.227	264	
20	1:30.590	22.898	238	39.637	167	28.055	261		40	1:29.260	22.574	240	39.233	168	27.453	266	

32 Zonzini, SMR / Spengler, DEU

theoretical besttime: 1:30.376

1	1:41.539	28.769	231	44.125	159	28.645	255		12	1:30.764	23.069	235	39.980	173	27.715	258	
2	1:32.773	23.492	232	41.234	158	28.047	258		13	1:30.966	23.048	235	40.054	169	27.864	259	
3	1:31.415	23.205	235	40.153	167	28.057	257		14	1:30.974	23.117	235	40.079	168	27.778	258	
4	1:30.743	23.040	236	39.804	162	27.899	257		15	1:31.026	23.225	231	39.961	169	27.840	259	
5	1:31.034	23.363	238	39.875	167	27.796	258		16	1:30.864	23.096	235	39.886	165	27.882	258	
6	1:30.689	23.066	234	39.879	169	27.744	257		17	1:30.849	23.114	235	39.868	170	27.867	258	
7	1:30.827	23.195	235	39.782	163	27.850	257		18	1:30.820	22.998	235	39.952	171	27.870	258	
8	1:30.600	22.978	235	39.778	164	27.844	258		19	1:31.301	23.125	235	39.886	169	28.290	257	
9	1:30.546	23.127	235	39.728	170	27.691	258		20	1:30.755	22.998	234	40.063	170	27.694	259	
10	1:31.536	23.144	236	40.558	165	27.834	257		21	1:30.618	22.996	234	39.795	167	27.827	259	
11	1:30.474	23.073	235	39.707	165	27.694	259										

33 Frankenhout, NLD / Haase, DEU

theoretical besttime: 1:29.608

1	1:40.538	29.503	226	42.195	156	28.840	256		21	1:30.667	23.162	232	39.660	171	27.845	251	
2	1:32.801	24.217	230	40.473	160	28.111	256		22	1:30.673	23.267	233	39.646	170	27.760	255	
3	1:31.414	23.188	234	40.227	162	27.999	256		23	1:35.743	23.371	228	41.439	164	30.933	255	
4	1:32.622	24.749	231	40.153	165	27.720	256		24	1:46.458	23.584	233	40.329	171	42.545	89	
5	1:31.110	23.296	233	39.805	164	28.009	256		25	2:12.551	32.095	127	57.984	126	42.472	153	
6	1:30.665	23.166	233	39.725	171	27.774	256		26	1:59.934	30.416	142	55.818	167	33.700	258	
7	1:31.645	23.231	234	40.354	167	28.060	251		27	1:31.456	23.331	233	40.439	163	27.686	261	
8	1:30.728	23.254	233	39.723	165	27.751	257		28	1:31.967	23.202	235	40.298	170	28.467	256	
9	1:30.724	23.167	232	39.746	171	27.811	256		29	1:30.976	23.448	235	39.950	174	27.578	258	
10	1:30.780	23.242	232	39.822	172	27.716	257		30	1:30.631	23.162	235	39.824	166	27.645	259	
11	1:30.249	23.144	234	39.497	166	27.608	256		31	1:30.927	23.132	234	39.755	164	28.040	258	
12	1:30.956	23.155	233	40.000	167	27.801	256		32	1:31.162	23.180	236	39.869	163	28.113	258	
13	1:30.671	23.148	233	39.679	167	27.844	257		33	1:30.762	23.094	237	39.961	165	27.707	261	
14	1:30.714	23.180	234	39.682	168	27.852	256		34	1:31.187	23.366	232	40.279	165	27.542	259	
15	1:31.149	23.326	232	40.233	168	27.590	256		35	1:30.333	23.035	234	39.906	166	27.392	259	
16	1:30.427	23.146	233	39.796	168	27.485	259		36	1:29.783	23.016	234	39.550	171	27.217	260	
17	1:36.189	23.281	234	40.760	167	32.148			37	1:29.870	23.015	233	39.376	169	27.479	256	
18	2:32.755	1:24.202	229	40.075	171	28.478	254		38	1:30.062	23.040	233	39.659	165	27.363	259	
19	1:30.751	23.387	231	39.741	176	27.623	257		39	1:30.473	23.127	233	39.553	164	27.793	257	
20	1:30.719	23.349	231	39.772	173	27.598	258		40	1:30.560	23.326	232	39.646	164	27.588	258	

34 Tutumlu Lopez, ESP / van der Linde, ZAF

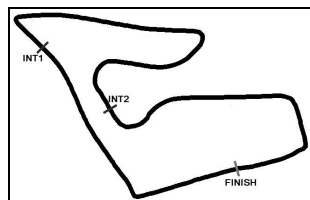
theoretical besttime: 1:32.217

1	55:04.261	53:51.083	193	43.401	162	29.777	248		4	3:48.221	2:37.933	216	41.486	167	28.802	252	
2	1:33.307	23.869	228	40.473	167	28.965	249		5	1:32.217	23.575	230	40.234	173	28.408	253	
3	1:45.276	23.580	228	42.104	151	39.592											

35 Scholze, DEU / Wendlinger, AUT

theoretical besttime: 1:30.073

1	1:41.086	29.012	222	43.178	155	28.896	259		20	2:36.798	1:26.552	224	40.958	169	29.288	252	
2	1:34.066	23.883	233	41.831	158	28.352	258		21	2:18.058	30.800	102	1:08.256	88	39.002	253	
3	1:31.620	23.104	239	40.135	166	28.381	259		22	1:39.372	26.329	219	43.215	160	29.828	254	
4	1:31.762	23.100	236	40.245	164	28.417	257		23	1:34.297	24.041	234	41.492	159	28.764	256	
5	1:49.974	23.623	236	57.148	168	29.203	257		24	1:37.160	24.071	200	42.057	140	31.032	262	
6	1:31.345	23.193	236	39.966	164	28.186	257		25	1:31.077	23.066	237	39.943	162	28.068	261	
7	1:31.500	23.001	236	40.008	174	28.491	257		26	1:30.512	22.936	238	39.755	160	27.821	261	



ADAC GT Masters

Sector List Race 1



Provisional

Reg. Nr.: CR 15/2016

Saturday, July 23, 2016 13:15:00

Red Bull Ring, Length: 4326m

Air temperature: 25.79°C

Track temperature: 31.84°C

Weather condition: Dry

Lap	Time	SE1	SP1	SE2	SP2	SE3	SP3	TSP	Lap	Time	SE1	SP1	SE2	SP2	SE3	SP3	TSP
8	1:31.311	23.005	236	39.714	171	28.592	258		27	1:31.006	23.154	237	39.807	167	28.045	260	
9	1:31.297	23.020	235	39.851	167	28.426	259		28	1:31.852	22.992	236	40.491	165	28.369	258	
10	1:31.338	23.026	236	39.981	171	28.331	259		29	1:30.990	23.157	236	39.956	166	27.877	260	
11	2:56.848	23.045	235	1:55.488	152	38.315			30	1:30.675	23.126	236	39.706	169	27.843	259	
12	3:08.120	1:58.796	234	40.242	171	29.082	257		31	1:31.295	23.059	237	40.456	164	27.780	263	
13	1:31.941	23.377	234	40.197	165	28.367	256		32	1:30.177	22.962	237	39.475	167	27.740	263	
14	1:31.199	23.114	235	39.804	167	28.281	258		33	1:30.509	22.929	238	39.748	168	27.832	261	
15	1:31.028	22.935	237	39.881	166	28.212	259		34	1:30.476	23.018	237	39.702	166	27.756	261	
16	1:31.001	22.988	235	39.671	170	28.342	256		35	1:30.581	22.858	238	39.591	165	28.132	260	
17	1:31.247	23.206	235	39.936	167	28.105	259		36	1:30.624	22.997	237	39.766	162	27.861	263	
18	1:31.470	23.031	235	40.132	163	28.307	256		37	1:30.696	23.047	238	39.819	167	27.830	261	
19	1:38.596	23.148	235	40.162	163	35.286			38	1:30.725	22.991	238	39.856	170	27.878	262	

36 Zanella, CHE / Dienst, DEU

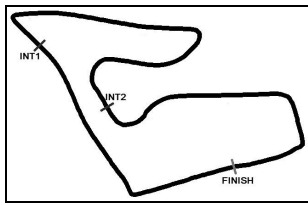
theoretical besttime: 1:29.401

1	1:43.647	30.611	207	43.428	153	29.608	255		21	1:29.995	22.858	234	39.464	172	27.673	262	
2	1:33.328	24.024	234	41.295	167	28.009	259		22	1:31.336	23.320	236	40.154	172	27.862	261	
3	1:31.385	23.051	236	40.176	168	28.158	260		23	1:37.962	23.131	236	43.904	137	30.927	251	
4	1:31.319	23.022	240	40.427	171	27.870	261		24	1:49.098	23.827	230	41.416	161	43.855	113	
5	1:32.452	22.879	234	41.737	169	27.836	259		25	2:14.836	33.334	141	59.132	105	42.370	132	
6	1:30.629	22.898	236	40.038	171	27.693	257		26	2:00.066	29.692	114	51.980	115	38.394	259	
7	1:30.265	22.917	236	39.703	174	27.645	258		27	1:31.465	23.175	238	40.354	161	27.936	262	
8	1:30.388	23.062	236	39.590	174	27.736	258		28	1:30.637	22.858	239	40.042	167	27.737	263	
9	1:30.384	22.954	235	39.745	171	27.685	258		29	1:35.801	22.856	239	40.644	167	32.301		
10	1:30.178	22.832	235	39.661	173	27.685	258		30	2:01.385	53.206	224	40.279	163	27.900	261	
11	1:30.226	22.907	235	39.783	173	27.536	260		31	1:30.636	22.907	234	40.152	170	27.577	262	
12	1:30.947	22.823	237	40.219	160	27.905	258		32	1:30.202	22.902	236	39.799	171	27.501	262	
13	1:30.400	22.837	237	39.907	171	27.656	259		33	1:30.002	22.876	235	39.556	171	27.570	262	
14	1:30.530	22.917	236	39.843	170	27.770	257		34	1:29.740	22.821	234	39.411	175	27.508	262	
15	1:31.338	22.892	238	40.599	167	27.847	257		35	1:29.824	22.937	234	39.476	174	27.411	263	
16	1:30.481	22.932	238	39.817	174	27.732	259		36	1:29.733	22.902	235	39.458	174	27.373	262	
17	1:34.852	22.775	238	40.177	173	31.900			37	1:29.780	22.802	235	39.399	174	27.579	261	
18	2:22.203	1:13.968	232	40.337	167	27.898	261		38	1:29.739	22.858	234	39.443	177	27.438	261	
19	1:30.365	23.000	233	39.724	173	27.641	261		39	1:29.757	22.784	236	39.439	175	27.534	260	
20	1:30.156	22.947	234	39.573	174	27.636	262		40	1:29.673	22.783	236	39.253	176	27.637	263	

44 Ahlin-Kottulinsky, SWE / Bonanomi, ITA

theoretical besttime: 1:29.910

1	1:39.478	28.597	228	42.141	162	28.740	255		21	1:30.845	23.238	233	39.711	171	27.896	256	
2	1:32.151	23.405	232	40.767	160	27.979	256		22	1:30.698	23.347	232	39.656	169	27.695	257	
3	1:31.269	23.248	234	40.147	165	27.874	254		23	1:38.276	23.250	233	43.382	149	31.644	250	
4	1:30.595	23.216	234	39.693	166	27.686	256		24	1:48.763	24.208	230	41.034	161	43.521	113	
5	1:30.678	23.281	233	39.670	166	27.727	257		25	2:12.781	32.610	132	58.034	132	42.137	147	
6	1:30.825	23.179	234	39.559	167	28.087	256		26	2:00.038	31.140	146	55.863	152	33.035	255	
7	1:30.577	23.078	234	39.745	166	27.754	257		27	1:30.785	23.356	233	39.677	166	27.752	256	
8	1:30.367	23.138	234	39.438	165	27.791	257		28	1:30.396	23.138	234	39.409	170	27.849	257	
9	1:31.239	23.906	233	39.668	168	27.665	257		29	1:30.580	23.081	234	39.616	168	27.883	257	
10	1:30.758	23.278	234	39.678	165	27.802	257		30	1:31.124	23.113	235	40.006	164	28.005	257	
11	1:31.318	23.311	234	40.013	157	27.994	256		31	1:31.246	23.020	235	40.233	164	27.993	256	
12	1:30.638	23.253	233	39.627	165	27.758	258		32	1:30.985	23.344	234	39.802	163	27.839	259	
13	1:30.377	23.214	233	39.569	164	27.594	257		33	1:30.565	23.194	235	39.693	165	27.678	259	
14	1:30.399	23.164	233	39.420	166	27.815	258		34	1:30.418	23.108	235	39.562	166	27.748	258	
15	1:30.639	23.229	233	39.681	164	27.729	257		35	1:30.235	23.124	235	39.567	167	27.544	260	
16	1:30.594	23.229	233	39.552	160	27.813	256		36	1:30.123	23.027	235	39.498	164	27.598	257	
17	1:30.306	23.163	233	39.462	159	27.681	257		37	1:30.275	23.089	235	39.422	164	27.764	258	
18	1:35.655	23.194	232	39.712	161	32.749			38	1:30.993	23.037	235	40.179	156	27.777	259	
19	2:31.333	1:23.011	229	40.342	165	27.980	256		39	1:30.342	23.183	234	39.545	165	27.614	258	
20	1:31.167	23.240	232	39.961	166	27.966	255		40	1:30.054	22.957	235	39.420	164	27.677	259	



ADAC GT Masters



Sector List Race 1

Provisional

Reg. Nr.: CR 15/2016

Saturday, July 23, 2016 13:15:00

Red Bull Ring, Length: 4326m

Air temperature: 25.79°C

Track temperature: 31.84°C

Weather condition: Dry

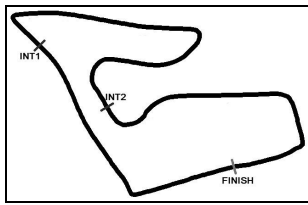
Lap	Time	SE1	SP1	SE2	SP2	SE3	SP3	TSP	Lap	Time	SE1	SP1	SE2	SP2	SE3	SP3	TSP
50 Geipel, DEU / Basseng, DEU									theoretical besttime: 1:29.671								
1	1:38.093	27.779	229	41.681	158	28.633	256		21	1:30.450	23.327	231	39.574	173	27.549	258	
2	1:31.687	23.362	233	40.563	177	27.762	255		22	1:30.312	23.206	233	39.489	178	27.617	258	
3	1:30.822	23.294	233	39.782	174	27.746	258		23	1:31.292	23.111	234	39.952	166	28.229	253	
4	1:30.883	23.118	235	40.023	171	27.742	259		24	1:59.924	23.586	231	48.262	104	48.076	117	
5	1:30.961	23.052	234	40.261	168	27.648	256		25	2:15.047	33.316	162	59.357	109	42.374	131	
6	1:30.123	22.950	234	39.606	172	27.567	258		26	2:00.222	29.552	99	52.131	115	38.539	256	
7	1:30.220	23.093	234	39.571	175	27.556	259		27	1:30.690	23.233	235	39.543	169	27.914	258	
8	1:30.168	23.190	234	39.471	175	27.507	259		28	1:31.172	23.208	234	40.125	169	27.839	258	
9	1:30.010	23.024	234	39.557	174	27.429	256		29	1:30.662	23.034	235	39.631	166	27.997	257	
10	1:29.931	23.059	234	39.410	174	27.462	258		30	1:32.391	23.473	227	41.191	165	27.727	258	
11	1:30.379	23.028	234	39.894	174	27.457	257		31	1:31.876	23.284	238	40.850	171	27.742	259	
12	1:30.085	23.038	233	39.662	176	27.385	257		32	1:30.850	23.220	234	39.787	162	27.843	258	
13	1:30.030	23.026	233	39.500	177	27.504	258		33	1:30.886	23.195	233	39.958	168	27.733	259	
14	1:30.019	23.176	233	39.467	172	27.376	259		34	1:30.364	23.199	233	39.527	165	27.638	258	
15	1:29.895	23.020	233	39.546	176	27.329	258		35	1:30.226	23.110	234	39.610	172	27.506	259	
16	1:30.011	23.093	233	39.471	176	27.447	258		36	1:29.916	23.060	234	39.392	175	27.464	259	
17	1:35.179	22.964	234	39.531	173	32.684			37	1:30.043	23.000	235	39.439	170	27.604	259	
18	2:30.640	1:22.317	229	40.462	175	27.861	257		38	1:30.047	23.070	234	39.457	170	27.520	260	
19	1:31.356	23.478	234	40.169	169	27.709	256		39	1:30.221	23.009	234	39.538	170	27.674	260	
20	1:30.618	23.205	232	39.547	179	27.866	257		40	1:31.156	23.211	233	40.088	160	27.857	259	

55 Schreier, DEU / Maassen, NLD									theoretical besttime: 1:29.968								
1	1:41.308	29.473	229	42.873	159	28.962	257		10	1:30.425	23.216	235	39.670	166	27.539	260	
2	1:31.495	23.378	233	40.153	154	27.964	258		11	1:30.674	23.119	237	39.937	165	27.618	257	
3	1:31.527	23.255	236	40.385	162	27.887	258		12	1:31.268	23.138	236	39.897	164	28.233	252	
4	1:30.705	23.068	236	39.868	160	27.769	259		13	1:30.229	23.229	235	39.499	166	27.501	259	
5	1:31.348	23.036	237	40.566	165	27.746	258		14	1:30.666	23.181	236	39.754	163	27.731	257	
6	1:30.676	22.968	236	39.955	163	27.753	258		15	1:30.464	23.031	236	39.698	163	27.735	259	
7	1:30.676	23.131	236	39.632	158	27.913	258		16	1:30.382	23.079	236	39.626	165	27.677	260	
8	1:30.573	23.146	236	39.782	163	27.645	260		17	1:30.375	23.025	236	39.653	163	27.697	260	
9	1:30.772	22.997	237	40.068	162	27.707	259		18		23.031	235	40.137	159			

63 Ineichen, CHE / Engelhart, DEU									theoretical besttime: 1:28.941								
1	1:36.347	26.796	233	41.394	162	28.157	262		21	1:29.234	22.752	238	39.165	170	27.317	264	
2	1:30.964	22.941	240	40.257	165	27.766	262		22	1:29.263	22.802	241	39.097	167	27.364	263	
3	1:31.410	22.814	239	40.910	164	27.686	262		23	1:31.214	22.821	240	39.879	154	28.514	261	
4	1:31.539	23.447	237	40.282	165	27.810	261		24	2:02.797	23.326	240	51.019	91	48.452	171	
5	1:30.502	22.931	238	39.735	162	27.836	262		25	2:14.566	32.130	179	1:00.134	110	42.302	167	
6	1:29.676	22.819	239	39.475	166	27.382	263		26	2:03.978	30.270	165	53.542	112	40.166	263	
7	1:29.945	22.804	240	39.560	166	27.581	262		27	1:30.826	22.911	240	40.250	166	27.665	263	
8	1:29.649	22.843	240	39.394	164	27.412	263		28	1:30.134	22.752	241	39.695	169	27.687	264	
9	1:29.698	22.730	240	39.402	166	27.566	262		29	1:29.679	22.704	242	39.445	167	27.530	264	
10	1:29.668	22.793	240	39.522	168	27.353	262		30	1:29.926	22.587	242	39.570	163	27.769	263	
11	1:29.585	22.785	239	39.399	167	27.401	262		31	1:29.905	22.655	242	39.542	170	27.708	264	
12	1:29.809	22.788	240	39.539	167	27.482	262		32	1:29.713	22.764	243	39.454	166	27.495	264	
13	1:29.602	22.712	240	39.254	169	27.636	258		33	1:29.790	22.644	241	39.586	168	27.560	264	
14	1:29.741	22.882	240	39.368	169	27.491	260		34	1:29.563	22.647	243	39.491	168	27.425	265	
15	1:29.902	22.952	239	39.459	162	27.491	263		35	1:29.454	22.618	241	39.369	168	27.467	265	
16	1:29.767	22.866	240	39.390	165	27.511	262		36	1:29.128	22.584	242	39.243	170	27.301	265	
17	1:35.473	23.000	241	39.579	165	32.894			37	1:29.243	22.543	242	39.373	168	27.327	264	
18	2:32.280	1:25.267	235	39.446	170	27.567	261		38	1:29.344	22.605	243	39.374	171	27.365	264	
19	1:29.530	22.720	240	39.354	161	27.456	263		39	1:29.487	22.701	242	39.297	167	27.489	265	
20	1:29.356	22.551	240	39.407	164	27.398	263		40	1:29.696	22.642	241	39.435	168	27.619	263	

66 Lindholm, DEU / Gies, DEU									theoretical besttime: 1:30.363								
1	1:43.252	29.858	218	43.355	153	30.039	253		21	2:37.602	1:28.078	230	41.192	163	28.332	256	
2	1:32.711	23.426	234	40.757	154	28.528	259		22	1:31.585	23.801	234	39.955	158	27.829	259	
3	1:32.157	23.193	236	40.771	157	28.193	259		23	1:32.150	23.339	234	40.408	158	28.403	253	
4	1:32.201	23.197	237	40.909	165	28.095	257		24	1:37.592	24.202	234	41.094	156	32.296	85	
5	1:32.432	23.108	236	41.370	171	27.954	258		25	2:12.798	33.068	175	57.423	110	42.307	137	





ADAC GT Masters



Sector List Race 1

Provisional

Reg. Nr.: CR 15/2016

Saturday, July 23, 2016 13:15:00

Red Bull Ring, Length: 4326m

Air temperature: 25.79°C

Track temperature: 31.84°C

Weather condition: Dry

Lap	Time	SE1	SP1	SE2	SP2	SE3	SP3	TSP	Lap	Time	SE1	SP1	SE2	SP2	SE3	SP3	TSP
6	1:31.710	22.990	236	40.308	146	28.412	258		26	1:59.599	31.280	163	55.346	160	32.973	257	
7	1:31.234	23.239	236	39.968	169	28.027	257		27	1:32.077	23.773	235	40.132	158	28.172	258	
8	1:31.352	23.136	236	39.804	165	28.412	256		28	1:31.467	23.044	236	39.816	163	28.607	259	
9	1:30.958	23.041	236	40.030	171	27.887	258		29	1:30.883	23.081	236	40.012	162	27.790	259	
10	1:30.899	23.084	235	39.860	165	27.955	257		30	1:31.684	23.057	236	40.547	164	28.080	258	
11	1:30.963	23.103	235	39.911	173	27.949	259		31	1:32.205	24.195	233	40.112	159	27.898	259	
12	1:31.392	23.027	235	40.127	165	28.238	258		32	1:31.000	23.034	235	40.099	156	27.867	259	
13	1:31.388	23.169	236	40.085	168	28.134	257		33	1:30.992	23.161	235	40.002	160	27.829	259	
14	1:31.807	23.068	235	40.459	170	28.280	257		34	1:30.878	23.089	235	39.791	167	27.998	258	
15	1:30.807	23.088	235	39.862	171	27.857	259		35	1:31.010	23.156	236	39.957	163	27.897	258	
16	1:30.690	23.134	235	39.724	174	27.832	256		36	1:31.231	23.125	235	40.125	156	27.981	259	
17	1:31.139	23.091	235	39.991	165	28.057	259		37	1:30.901	23.043	235	39.921	155	27.937	259	
18	1:31.840	23.099	235	39.957	171	28.784	258		38	1:30.771	23.105	235	39.829	159	27.837	259	
19	1:30.686	23.307	233	39.603	173	27.776	258		39	1:30.686	23.050	235	39.855	165	27.781	260	
20	1:35.220	23.017	235	39.597	174	32.606			40	1:30.639	23.038	236	39.765	157	27.836	261	

69 Assenheimer, DEU / Schwager, DEU

theoretical besttime: 1:28.975

1	1:36.937	27.038	230	41.670	163	28.229	260		21	1:29.498	22.769	238	39.020	168	27.709	261	
2	1:31.045	22.960	237	40.258	162	27.827	260		22	1:29.708	23.069	239	39.074	167	27.565	259	
3	1:31.226	22.785	237	40.537	164	27.904	258		23	1:30.786	22.974	237	39.302	172	28.510	259	
4	1:30.590	22.840	237	39.875	174	27.875	259		24	2:03.384	23.356	220	53.005	88	47.023	208	
5	1:30.127	22.905	236	39.564	165	27.658	261		25	2:16.142	33.265	197	1:00.604	109	42.273	175	
6	1:29.894	22.817	237	39.307	173	27.770	260		26	2:04.206	29.475	196	54.394	119	40.337	261	
7	1:29.506	22.752	238	39.154	164	27.600	259		27	1:30.974	22.978	236	40.421	167	27.575	263	
8	1:29.685	22.874	238	39.292	165	27.519	262		28	1:30.448	22.734	238	40.093	164	27.621	263	
9	1:29.680	22.699	238	39.328	161	27.653	261		29	1:29.547	22.836	238	39.231	164	27.480	262	
10	1:29.427	22.834	236	39.189	167	27.404	261		30	1:29.659	22.719	238	39.341	164	27.599	264	
11	1:29.627	22.709	237	39.342	161	27.576	261		31	1:29.834	22.699	238	39.451	166	27.684	263	
12	1:29.657	22.792	237	39.428	173	27.437	261		32	1:29.368	22.741	239	39.195	168	27.432	264	
13	1:29.689	22.820	238	39.412	164	27.457	262		33	1:29.738	22.712	239	39.578	160	27.448	264	
14	1:29.547	22.765	238	39.269	169	27.513	262		34	1:29.297	22.808	237	39.078	167	27.411	264	
15	1:29.678	22.916	238	39.326	164	27.436	262		35	1:29.473	22.777	238	39.210	159	27.486	264	
16	1:29.754	22.876	238	39.329	166	27.549	262		36	1:29.396	22.708	239	39.125	160	27.563	264	
17	1:34.552	22.732	238	39.433	168	32.387			37	1:29.292	22.786	238	39.062	161	27.444	262	
18	2:31.393	1:23.909	233	39.770	163	27.714	260		38	1:29.227	22.688	237	39.143	163	27.396	264	
19	1:29.549	22.909	236	39.277	167	27.363	261		39	1:29.509	22.716	238	39.272	159	27.521	265	
20	1:29.180	22.788	237	39.062	167	27.330	263		40	1:29.255	22.625	239	39.062	159	27.568	259	

77 Gounon, FRA / Keilwitz, DEU

theoretical besttime: 1:28.922

1	1:34.031	25.748	233	40.592	174	27.691	258		21	1:29.626	22.765	236	39.397	161	27.464	261	
2	1:30.682	23.273	232	39.914	174	27.495	260		22	1:29.602	22.886	234	39.221	163	27.495	262	
3	1:30.169	23.211	235	39.562	175	27.396	262		23	1:29.740	22.832	235	39.324	162	27.584	257	
4	1:29.608	22.895	234	39.287	176	27.426	261		24	2:10.736	24.590	218	59.050	100	47.096	183	
5	1:29.306	22.844	234	39.166	173	27.296	261		25	2:15.219	32.952	152	1:00.734	103	41.533	188	
6	1:29.760	22.842	236	39.510	180	27.408	264		26	2:06.050	28.816	180	55.637	117	41.597	260	
7	1:29.777	23.057	236	39.396	175	27.324	262		27	1:30.192	23.012	238	39.475	158	27.705	262	
8	1:29.302	22.817	235	39.200	172	27.285	262		28	1:30.183	22.990	237	39.421	158	27.772	261	
9	1:29.240	22.826	234	39.119	175	27.295	261		29	1:29.526	22.801	235	39.336	161	27.389	262	
10	1:29.365	22.865	232	39.229	176	27.271	262		30	1:30.277	22.698	231	39.965	159	27.614	263	
11	1:29.478	23.105	234	39.151	172	27.222	261		31	1:29.716	22.693	234	39.458	157	27.565	263	
12	1:29.248	22.879	236	39.172	174	27.197	262		32	1:29.583	22.707	237	39.412	159	27.464	262	
13	1:29.371	22.909	235	39.208	174	27.254	263		33	1:29.461	22.787	236	39.168	160	27.506	261	
14	1:29.330	22.870	235	39.098	175	27.362	261		34	1:29.451	22.862	236	39.130	161	27.459	262	
15	1:29.175	22.840	235	39.174	174	27.161	262		35	1:29.375	22.779	236	39.068	161	27.528	262	
16	1:29.315	22.835	234	39.199	178	27.281	264		36	1:29.569	22.808	234	39.271	159	27.490	262	
17	1:29.376	22.769	235	39.301	177	27.306	262		37	1:29.336	22.717	236	39.230	163	27.389	262	
18	1:29.306	22.854	234	39.250	174	27.202	264		38	1:29.243	22.745	238	39.171	158	27.327	263	
19	1:35.120	22.775	238	39.935	169	32.410			39	1:29.274	22.816	237	39.196	162	27.262	262	
20	2:31.826	1:25.126	232	39.382	163	27.318	263		40	1:29.370	22.741	236	39.103	156	27.526	259	



ADAC GT Masters

Sector List Race 1

Provisional



Red Bull Ring, Length: 4326m

Air temperature: 25.79°C

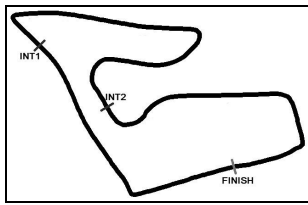
Track temperature: 31.84°C

Weather condition: Dry

Reg. Nr.: CR 15/2016

Saturday, July 23, 2016 13:15:00

Lap	Time	SE1	SP1	SE2	SP2	SE3	SP3	TSP	Lap	Time	SE1	SP1	SE2	SP2	SE3	SP3	TSP
99 Renauer, DEU / Ragginger, AUT									theoretical besttime: 1:29.238								
1	1:35.269	25.809	234	41.626	164	27.834	261		15	1:29.512	22.771	237	39.453	170	27.288	261	
2	1:30.824	22.949	235	40.066	165	27.809	260		16	1:29.846	22.887	237	39.462	171	27.497	260	
3	1:30.299	22.849	236	39.881	168	27.569	260		17	1:29.509	22.776	237	39.506	168	27.227	261	
4	1:29.937	22.815	237	39.556	168	27.566	261		18	1:29.670	22.815	237	39.467	168	27.388	263	
5	1:29.816	22.832	236	39.471	165	27.513	260		19	1:29.749	22.748	236	39.554	167	27.447	262	
6	1:29.789	22.990	236	39.445	171	27.354	260		20	1:30.196	22.979	236	39.632	165	27.585	260	
7	1:29.606	22.794	236	39.340	173	27.472	259		21	1:33.787	22.797	236	39.608	166	31.382		
8	1:29.565	22.759	237	39.448	169	27.358	260		22	4:06.304	1:22.628	233	40.233	177	2:03.443	33	
9	1:29.878	22.770	237	39.620	170	27.488	257		23	2:06.557	29.047	233	49.331	92	48.179		
10	1:29.773	22.835	237	39.448	169	27.490	260		24	4:33.446	3:11.331	230	47.957	169	34.158	256	
11	1:29.674	22.827	237	39.482	173	27.365	260		25	1:30.768	23.153	235	39.691	180	27.924	258	
12	1:29.711	22.870	235	39.505	171	27.336	261		26	1:30.060	22.911	236	39.497	181	27.652	257	
13	1:29.399	22.709	237	39.350	171	27.340	260		27	1:34.562	22.906	237	39.302	180	32.354		
14	1:29.438	22.764	237	39.358	169	27.316	262										



ADAC GT Masters

Pit Stops Race 1



Provisional

Reg. Nr.: CR 15/2016

Saturday, July 23, 2016 13:15:00

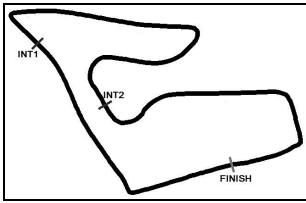
Red Bull Ring, Length: 4326m

Air temperature: 25.94°C

Track temperature: 31.91°C

Weather condition: Dry

Nr	Driver in	Day time in	Time in	Driver out	Day time out	Time out	Nett Time
22	Steve Feige	13:28:58.603	11:10.162	Steve Feige	13:44:28.833	26:40.392	15:30.230
35	Florian Scholze	13:36:25.781	18:37.340	Florian Scholze	13:38:06.609	20:18.168	1:40.828
1	Sebastian Asch	13:43:20.772	25:32.331	Sebastian Asch	13:44:29.257	26:40.816	1:08.485
69	Patrick Assenheimer	13:43:24.365	25:35.924	Patrick Assenheimer	13:44:31.386	26:42.945	1:07.021
63	Rolf Ineichen	13:43:27.099	25:38.658	Rolf Ineichen	13:44:35.434	26:46.993	1:08.335
50	Philip Geipel	13:43:31.584	25:43.143	Philip Geipel	13:44:37.175	26:48.734	1:05.591
31	Boris Said	13:43:33.022	25:44.581	Eric Curran	13:44:43.143	26:54.702	1:10.121
13	Remo Lips	13:43:35.945	25:47.504	Remo Lips	13:44:43.837	26:55.396	1:07.892
36	Christopher Zanella	13:43:46.656	25:58.215	Christopher Zanella	13:44:41.487	26:53.046	54.831
33	Christiaan Frankenhout	13:43:47.262	25:58.821	Christiaan Frankenhout	13:44:54.198	27:05.757	1:06.936
29	Connor De Phillippi	13:44:50.838	27:02.397	Christopher Mies	13:45:56.460	28:08.019	1:05.622
5	Norbert Siedler	13:45:00.465	27:12.024	Jaap van Lagen	13:46:06.324	28:17.883	1:05.859
44	Mikaela Ahlin-Kottulinsky	13:45:11.694	27:23.253	Mikaela Ahlin-Kottulinsky	13:46:17.518	28:29.077	1:05.824
15	Markus Pommer	13:45:12.915	27:24.474	Markus Winkelhock	13:46:30.274	28:41.833	1:17.359
9	Andreas Weishaupt	13:45:28.915	27:40.474	Andreas Weishaupt	13:46:39.285	28:50.844	1:10.370
77	Jules Gounon	13:46:14.766	28:26.325	Jules Gounon	13:47:23.078	29:34.637	1:08.312
24	Florian Stoll	13:46:15.244	28:26.803	Florian Stoll	13:47:21.863	29:33.422	1:06.619
21	Nikolaj Rogivue	13:46:20.145	28:31.704	Nicolai Sylvest	13:47:28.196	29:39.755	1:08.051
6	Elia Erhart	13:46:47.923	28:59.482	Elia Erhart	13:47:53.536	30:05.095	1:05.613
11	Nicolas Pohler	13:46:49.524	29:01.083	Nicolas Pohler	13:47:59.404	30:10.963	1:09.880
17	David Jahn	13:47:35.419	29:46.978	Kevin Estre	13:48:40.945	30:52.504	1:05.526
8	Christer Jöns	13:47:36.463	29:48.022	Christer Jöns	13:48:43.214	30:54.773	1:06.751
66	Emil Lindholm	13:48:28.617	30:40.176	Emil Lindholm	13:49:38.109	31:49.668	1:09.492
99	Robert Renauer	13:49:19.036	31:30.595	Robert Renauer	13:50:24.638	32:36.197	1:05.602
22	Bas Schothorst	13:49:24.609	31:36.168				
16	Luca Stolz	13:49:30.139	31:41.698	Gerhard Tweraser	13:50:38.918	32:50.477	1:08.779
28	Peter Hoevernaars	13:49:32.720	31:44.279	Peter Hoevernaars	13:50:38.047	32:49.606	1:05.327
35	Florian Scholze	13:50:20.379	32:31.938	Florian Scholze	13:51:28.886	33:40.445	1:08.507
25	Daniel Dobitsch	13:50:56.923	33:08.482	Daniel Dobitsch	13:52:03.093	34:14.652	1:06.170
20	Jesse Krohn	13:51:00.196	33:11.755	Jesse Krohn	13:52:06.483	34:18.042	1:06.287
3	Patrick Kujala	13:51:13.817	33:25.376	Milos Pavlovic	13:52:19.377	34:30.936	1:05.560
15	Markus Winkelhock	13:54:08.863	36:20.422				
99	Martin Ragginger	13:55:31.974	37:43.533	Martin Ragginger	13:58:25.805	40:37.364	2:53.831
3	Milos Pavlovic	14:00:32.634	42:44.193	Milos Pavlovic	14:04:13.058	46:24.617	3:40.424
28	Frederic Vervisch	14:02:12.057	44:23.616				
36	Marvin Dienst	14:04:30.541	46:42.100	Marvin Dienst	14:05:06.515	47:18.074	35.974
99	Martin Ragginger	14:04:40.742	46:52.301				
24	Florian Stoll	14:05:51.559	48:03.118	Florian Stoll	14:06:12.927	48:24.486	21.368
5	Jaap van Lagen	14:06:13.924	48:25.483				
20	Antonio Felix da Costa	14:07:40.339	49:51.898				
34	Kelvin van der Linde	14:11:13.964	53:25.523				
22	Bas Schothorst	14:12:13.154	54:24.713	Bas Schothorst	14:12:49.041	55:00.600	35.887
22	Bas Schothorst	14:14:29.215	56:40.774				
34	Isaac Tutumlu Lopez	14:16:06.638	58:18.197	Isaac Tutumlu Lopez	14:17:51.100	1:00:02.659	1:44.462



ADAC GT Masters

Pit Stops Race 1

Provisional

Reg. Nr.: CR 15/2016

Saturday, July 23, 2016 13:15:00



Red Bull Ring, Length: 4326m

Air temperature: 25.94°C

Track temperature: 31.91°C

Weather condition: Dry

Nr	Driver in	Day time in	Time in	Driver out	Day time out	Time out	Nett Time
34	Isaac Tutumlu Lopez	14:24:07.540	1:06:19.099				