

ADAC GT Masters

Results Race 1

Provisional



Red Bull Ring, Length: 4326 m

Air temperature: 35.0°C

Track temperature: 52.1°C

Weather condition: Dry

DMSB Reg. Nr.: CR 11/2015
Deutscher Motor Sport Bund e.V.

Saturday 6.6.2015 13:15

started : 21 classified : 14 not classified : 7

	Drivers	Team	Car	Laps	Total Time	Gap	Kph	Lap	Time	Kph
1	25 D.Russell/T.Enge	Reiter Engineering	Lamborghini Gallardo R-EX	39	1:01:29.337		164,6	22	1:30.832	171,5
2	66 A.Wirth/D.Keilwitz	Callaway Competition	Corvette Z06.R GT3	39	1:01:30.281	0.944	164,6	29	1:30.984	171,2
3	21 S.Asch/L.Ludwig	Team Zakspeed	Mercedes-Benz SLS AMG GT3	39	1:01:37.538	8.201	164,3	35	1:31.249	170,7
4	69 P.Assenheimer/D.Alessi	Callaway Competition	Corvette Z06.R GT3	39	1:01:52.930	23.593	163,6	36	1:31.525	170,2
5	36 P.Eng/K.Bachler	Schütz Motorsport	Porsche 911 GT3 R	39	1:01:53.381	24.044	163,6	10	1:31.265	170,6
6	63 A.Zaugg/M.Bortolotti	GRT Grasser Racing Team	Lamborghini Huracan	39	1:01:55.270	25.933	163,5	32	1:30.962	171,2
7	13 R.Lips(*G*)/S.Barth	RWT-Racing Team	Corvette Z06.R GT3	39	1:01:55.719	26.382	163,5	31	1:31.534	170,1
8	19 C.Hürtgen/U.Alzen	BMW Sports Trophy Team Schubert	BMW Z4 GT3	39	1:01:58.734	29.397	163,3	30	1:31.831	169,6
9	24 F.Stoll/M.Basseng	kfzteile24 MS Racing	Audi R8 LMS ultra	39	1:02:07.597	38.260	162,9	30	1:31.946	169,4
10	1 S.Wackerbauer/K.van der Linde	C. Abt Racing	Audi R8 LMS ultra	39	1:02:09.130	39.793	162,9	38	1:32.024	169,2
11	16 R.Frey/P.Geipel	YACO Racing	Audi R8 LMS ultra	39	1:02:11.324	41.987	162,8	18	1:31.833	169,6
12	2 J.Pepper/N.Thiim	C. Abt Racing	Audi R8 LMS ultra	39	1:02:12.894	43.557	162,7	34	1:31.982	169,3
13	7 L.Stolz/J.Bleekemolen	Bentley Team HTP	Bentley Continental GT3	39	1:02:17.119	47.782	162,5	36	1:31.817	169,6
14	3 A.Weishaupt(*G*)/C.Jöns	C. Abt Racing	Audi R8 LMS ultra	39	1:02:32.353	1:03.016	161,9	36	1:31.919	169,4
not classified										
12	J.Knoll(*G*)/L.Marionek	Senkyr Motorsport	BMW Z4 GT3	27	43:57.746	12LAPS	159,4	24	1:31.815	169,6
22	D.Jöst(*G*)/F.Scholze(*G*)	MRS GT Racing	Nissan GT-R Nismo GT3	27	45:14.601	12LAPS	154,9	14	1:31.077	171,0
42	H.Proczyk/A.Simonsen	HP Racing	Mercedes-Benz SLS AMG GT3	13	21:02.400	26LAPS	160,4	9	1:32.266	168,8
80	J.Klingmann/D.Baumann	BMW Sports Trophy Team Schubert	BMW Z4 GT3	12	19:29.489	27LAPS	159,8	8	1:32.079	169,1
8	C.Schmid/F.Hamprecht	Bentley Team HTP	Bentley Continental GT3	3	5:54.373	36LAPS	131,8	2	1:41.362	153,6
100	D.Dobitsch/E.Sandström	kfzteile24 MS Racing	Audi R8 LMS ultra	3	7:02.717	36LAPS				
23	M.Gassner(*G*)/F.Strauss	MRS GT Racing	Nissan GT-R Nismo GT3	1	1:42.593	38LAPS				

Fastest lap of the race. Car 25 driver Enge on lap 22. Time 1:30.832, average speed 171,5 km/h.

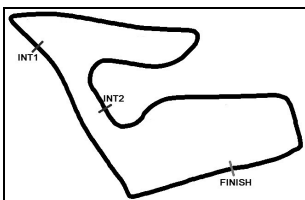
(*G*) marks the gentlemen driver

Subject to final scrutineering!

Publications Time:

Clerk of the course:

Time Keeping:



ADAC GT Masters

Lap chart Race 1

Provisional

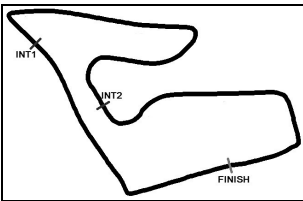


Red Bull Ring, Length: 4326 m

Saturday 6.6.2015 13:15

POS	1	2	3	4	5	6	7	8	9	10	11	12	13	14	15	16	17	18	19	20	21	22	
LAP 1	22	36	66	25	21	19	63	69	80	24	13	100	23	16	7	42	8	1	2	3	12		
LAP 2	22	36	25	66	21	19	63	69	80	24	13	42	7	16	1	2	8	3	12	.100			
LAP 3	22	36	25	66	21	19	63	69	80	24	13	42	7	16	1	2	3	12	.8	.100'			
LAP 4	22	25	36	66	21	19	63	80	69	24	13	42	7	16	1	2	3	12					
LAP 5	22	25	36	66	21	19	63	69	80	24	13	42	7	16	1	2	12	3					
LAP 6	22	25	36	66	21	19	63	69	80	13	24	7	42	16	1	2	12	3					
LAP 7	22	25	36	66	21	19	63	69	80	13	24	7	42	16	1	2	12	3					
LAP 8	22	25	36	66	21	19	63	69	80	13	24	7	42	16	1	2	12	3					
LAP 9	22	25	36	66	21	19	63	69	80	13	24	7	42	16	1	2	12	3					
LAP 10	22	25	36	66	21	19	63	80	69	13	24	7	42	16	1	2	12	3					
LAP 11	22	25	36	66	21	19	63	80	69	13	24	7	42	16	1	2	12	3					
LAP 12	22	25	36	66	21	19	63	69	13	24	42	16	1	.80	2	12	7	3					
LAP 13	22	25	36	66	21	19	63	69	13	24	16	1	42	2	12	7	3						
LAP 14	22	25	36	66	21	19	63	69	13	24	16	1	2	12	7	3							
LAP 15	22	25	36	66	21	63	19	69	13	24	16	1	2	12	7	3							
LAP 16	22	25	36	66	21	63	.19	24	.69	16	.13	.1	2	12	7	.3							
LAP 17	22	.25	66	21	63	.36	24	16	.2	.7	.12	19	69	13	1	3'							
LAP 18	22	66	21	63	16	.24	25	19	69	13	36	1	2'	7'	12'	3'							
LAP 19	22	63	.66	.21	16	25	19	69	13	36	24	1	2'	7'	12'	3'							
LAP 20	22	.63	.16	25	66	21	19	69	13	36	24	1	2'	7'	12'	3'							
LAP 21	.22	25	66	63	21	19	69	13	36	24	1	16	2	7	12	3							
LAP 22	25	22	66	63	21	19	69	13	36	24	1	16	2	7	12	3							
LAP 23	25	22	66	21	.63	19	69	13	36	24	1	16	2	7	12	3							
LAP 24	25	22	66	21	19	69	13	36	24	63	1	16	2	7	12	3							
LAP 25	25	22	66	21	69	19	13	36	24	63	1	16	2	7	12	3							
LAP 26	25	22	66	21	69	13	36	19	63	24	1	16	2	7	12	3							
LAP 27	25	66	21	69	13	36	19	63	24	1	16	2	7	.12	3	.22'							
LAP 28	25	66	21	69	13	36	19	63	24	1	16	2	7	3									
LAP 29	25	66	21	69	36	13	19	63	24	1	16	2	7	3									
LAP 30	25	66	21	69	36	13	19	63	24	1	16	2	7	3									
LAP 31	25	66	21	69	36	13	19	63	24	1	16	2	7	3									
LAP 32	25	66	21	69	36	13	19	63	24	1	16	2	7	3									
LAP 33	25	66	21	69	36	13	19	63	24	1	16	2	7	3									
LAP 34	25	66	21	69	36	13	19	63	24	1	16	2	7	3									
LAP 35	25	66	21	69	36	13	63	19	24	1	16	2	7	3									

.. - PIT STOP ' - LAP BEHIND



ADAC GT Masters

Lap chart Race 1

Provisional

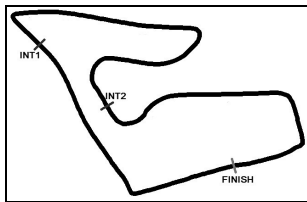


Red Bull Ring, Length: 4326 m

Saturday 6.6.2015 13:15

POS	1	2	3	4	5	6	7	8	9	10	11	12	13	14	15	16	17	18	19	20	21	22	
LAP 36	25	66	21	69	36	13	63	19	24	1	16	2	7	3									
LAP 37	25	66	21	69	36	13	63	19	24	1	16	2	7	3									
LAP 38	25	66	21	69	36	13	63	19	24	1	16	2	7	3									
LAP 39	25	66	21	69	36	63	13	19	24	1	16	2	7	3									

. - PIT STOP ' - LAP BEHIND



ADAC GT Masters

Lap Analysis Race 1

Provisional



Red Bull Ring, Length: 4326 m

Air temperature: 34.8°C

Track temperature: 51.8°C

Weather condition: Dry

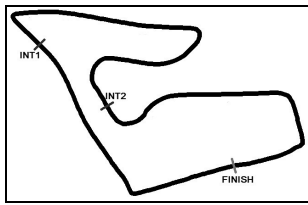
DMSB Deutscher Motor Sport Bund e.V. Reg. Nr.: CR 11/2015

Saturday 6.6.2015 13:15

Lap	Time	SE1	SP1	SE2	SP2	SE3	SP3	Lap	Time	SE1	SP1	SE2	SP2	SE3	SP3
1 Stefan Wackerbauer, DEU/ Kelvin van der Linde, ZAF								theoretical besttime: 1:32.000							
1	1:44.117	30.693	222	43.496	149	29.928	197	21	1:32.586	23.432	233	40.961	165	28.193	201
2	1:39.499	25.402	230	42.491	139	31.606	169	22	1:32.351	23.361	234	40.771	163	28.219	201
3	2:06.498	32.348	152	58.003	105	36.147	197	23	1:32.812	23.425	233	41.074	163	28.313	201
4	1:34.418	23.823	232	41.617	155	28.978	199	24	1:32.794	23.384	234	40.987	163	28.423	201
5	1:33.204	23.531	232	41.041	159	28.632	200	25	1:32.684	23.512	233	40.864	165	28.308	199
6	1:33.045	23.522	233	40.986	158	28.537	199	26	1:32.763	23.477	233	40.867	163	28.419	199
7	1:32.956	23.489	233	41.043	159	28.424	201	27	1:32.869	23.495	232	40.770	166	28.604	200
8	1:32.866	23.487	234	40.929	161	28.450	201	28	1:32.534	23.485	233	40.598	162	28.451	199
9	1:32.782	23.428	233	40.932	162	28.422	200	29	1:32.489	23.476	232	40.730	162	28.283	201
10	1:32.655	23.396	232	40.934	162	28.325	201	30	1:32.322	23.405	233	40.712	162	28.205	199
11	1:32.625	23.408	231	40.905	163	28.312	201	31	1:32.337	23.524	232	40.655	163	28.158	200
12	1:32.627	23.437	233	40.787	163	28.403	199	32	1:32.282	23.363	232	40.589	167	28.330	201
13	1:32.931	23.524	231	40.861	161	28.546	201	33	1:32.310	23.328	231	40.719	163	28.263	201
14	1:32.802	23.434	234	40.939	158	28.429	201	34	1:32.173	23.353	231	40.626	162	28.194	200
15	1:32.407	23.438	232	40.732	165	28.237	201	35	1:32.141	23.333	232	40.666	162	28.142	201
16	1:37.097	23.562	232	40.914	162	32.621		36	1:32.089	23.358	232	40.566	169	28.165	200
17	2:32.639	1:22.399	227	41.183	164	29.057	197	37	1:32.211	23.387	232	40.685	163	28.139	200
18	1:32.815	23.507	232	40.971	156	28.337	201	38	1:32.024	23.346	232	40.540	162	28.138	200
19	1:32.269	23.385	231	40.619	161	28.265	201	39	1:32.708	23.435	232	40.719	158	28.554	194
20	1:32.399	23.322	232	40.730	159	28.347	199								

2 Jordan Lee Pepper, ZAF/ Nicki Thiim, DNK								theoretical besttime: 1:31.878							
1	1:44.496	31.062	202	43.867	153	29.567	198	21	1:32.313	23.368	232	40.696	162	28.249	201
2	1:39.906	25.379	225	42.862	139	31.665	187	22	1:32.306	23.455	232	40.662	162	28.189	202
3	2:06.116	32.636	141	57.669	104	35.811	198	23	1:32.464	23.479	232	40.720	164	28.265	202
4	1:34.656	23.894	231	41.601	154	29.161	199	24	1:32.310	23.311	233	40.723	166	28.276	201
5	1:33.495	23.718	232	41.118	159	28.659	201	25	1:32.380	23.333	233	40.764	164	28.283	201
6	1:33.447	23.742	232	41.084	161	28.621	199	26	1:32.816	23.632	232	40.844	163	28.340	201
7	1:33.142	23.490	233	41.063	162	28.589	199	27	1:32.586	23.429	233	40.902	164	28.255	201
8	1:33.178	23.547	232	41.101	162	28.530	200	28	1:32.739	23.351	232	41.120	163	28.268	199
9	1:32.944	23.505	231	40.926	165	28.513	199	29	1:32.701	23.768	231	40.653	161	28.280	200
10	1:33.118	23.617	231	41.001	159	28.500	200	30	1:32.458	23.433	233	40.705	165	28.320	200
11	1:33.459	23.449	231	41.507	165	28.503	200	31	1:32.396	23.416	233	40.728	164	28.252	201
12	1:33.105	23.466	231	41.156	161	28.483	200	32	1:32.303	23.491	232	40.553	165	28.259	201
13	1:33.207	23.545	230	41.047	162	28.615	197	33	1:32.331	23.432	232	40.697	165	28.202	201
14	1:33.287	23.732	230	41.123	161	28.432	200	34	1:31.982	23.295	232	40.465	163	28.222	201
15	1:33.144	23.613	230	41.094	162	28.437	199	35	1:32.167	23.385	232	40.601	165	28.181	201
16	1:32.985	23.536	230	41.024	165	28.425	200	36	1:32.122	23.325	232	40.567	167	28.230	201
17	1:37.042	23.496	231	41.046	169	32.500		37	1:32.003	23.314	232	40.413	163	28.276	199
18	2:32.521	1:22.728	228	41.242	164	28.551	200	38	1:32.096	23.428	233	40.498	165	28.170	202
19	1:32.797	23.599	231	40.850	165	28.348	201	39	1:32.137	23.344	233	40.553	163	28.240	202
20	1:32.239	23.373	231	40.601	164	28.265	200								

3 Andreas Weishaupt, DEU/ Christer Jöns, DEU								theoretical besttime: 1:31.747							
1	1:45.120	30.754	212	44.522	151	29.844	196	21	1:32.317	23.243	234	40.880	155	28.194	202
2	1:40.286	25.559	229	43.150	149	31.577	193	22	1:32.038	23.232	233	40.641	161	28.165	202
3	2:05.875	33.087	117	57.310	125	35.478	196	23	1:32.263	23.282	232	40.647	152	28.334	201
4	1:34.865	23.751	232	41.777	154	29.337	197	24	1:32.031	23.217	233	40.688	155	28.126	202
5	1:37.214	23.851	232	43.613	148	29.750	195	25	1:32.196	23.285	233	40.743	153	28.168	202
6	1:34.880	23.854	232	41.678	147	29.348	196	26	1:32.189	23.326	234	40.769	155	28.094	202
7	1:34.915	23.893	232	41.614	160	29.408	197	27	1:32.105	23.228	233	40.740	158	28.137	203
8	1:34.322	23.686	232	41.421	156	29.215	195	28	1:31.964	23.239	234	40.561	159	28.164	202
9	1:34.726	23.661	232	41.672	156	29.393	196	29	1:32.313	23.364	233	40.743	149	28.206	202
10	1:34.371	23.714	231	41.382	151	29.275	197	30	1:32.608	23.340	234	40.700	153	28.568	201
11	1:34.365	23.770	231	41.562	152	29.033	198	31	1:32.244	23.427	234	40.654	153	28.163	201
12	1:34.995	23.940	231	42.055	152	29.000	198	32	1:32.170	23.335	233	40.612	156	28.223	202
13	1:34.513	23.847	232	41.524	153	29.142	198	33	1:32.064	23.312	233	40.579	156	28.173	202
14	1:34.672	23.857	232	41.579	144	29.236	198	34	1:32.201	23.251	233	40.707	150	28.243	202
15	1:34.502	23.698	232	41.675	154	29.129	199	35	1:32.950	23.275	232	40.436	151	28.239	201
16	1:40.390	23.736	232	41.747	148	34.907		36	1:31.919	23.226	233	40.587	155	28.106	201



ADAC GT Masters

Lap Analysis Race 1

Provisional



Red Bull Ring, Length: 4326 m

Air temperature: 34.8°C

Track temperature: 51.8°C

Weather condition: Dry



Reg. Nr.: CR 11/2015

Saturday 6.6.2015 13:15

Lap	Time	SE1	SP1	SE2	SP2	SE3	SP3	Lap	Time	SE1	SP1	SE2	SP2	SE3	SP3
17	2:33.672	1:23.860	229	41.175	157	28.637	201	37	1:32.073	23.278	233	40.572	155	28.223	199
18	1:32.839	23.339	233	41.091	159	28.409	202	38	1:32.293	23.338	233	40.648	151	28.307	202
19	1:32.292	23.410	232	40.665	163	28.217	201	39	1:32.243	23.258	234	40.718	153	28.267	202
20	1:32.358	23.423	232	40.608	155	28.327	201								

7 Luca Stolz, DEU/ Jeroen Bleekemolen, NLD

theoretical besttime: 1:31.683

1	1:43.082	29.037	214	44.201	150	29.844	203	21	1:32.018	23.126	236	40.519	169	28.373	203
2	1:38.827	25.121	234	41.563	143	32.143	168	22	1:32.442	23.213	237	40.779	170	28.450	204
3	2:07.230	32.415	141	58.388	111	36.427	201	23	1:31.965	23.118	236	40.504	169	28.343	203
4	1:33.491	23.450	236	41.152	161	28.889	202	24	1:31.987	23.076	237	40.588	171	28.323	204
5	1:33.181	23.275	237	41.081	156	28.825	203	25	1:31.973	23.135	238	40.565	173	28.273	203
6	1:33.548	23.317	236	41.455	156	28.776	203	26	1:32.028	23.181	238	40.465	171	28.382	204
7	1:32.866	23.184	237	40.846	163	28.836	203	27	1:32.120	23.061	238	40.703	167	28.356	203
8	1:32.726	23.362	236	40.790	162	28.574	203	28	1:31.961	23.181	237	40.455	174	28.325	204
9	1:32.231	23.228	237	40.565	165	28.438	204	29	1:32.116	23.137	237	40.661	171	28.318	203
10	1:32.575	23.237	236	40.871	161	28.467	204	30	1:32.076	23.092	237	40.540	171	28.444	204
11	1:32.687	23.089	238	41.095	156	28.503	204	31	1:31.968	23.113	238	40.476	172	28.379	204
12	1:49.415	23.143	236	57.695	163	28.577	203	32	1:31.953	23.089	236	40.431	167	28.433	204
13	1:31.932	23.127	236	40.454	164	28.351	203	33	1:31.957	23.070	237	40.495	170	28.392	205
14	1:31.966	23.168	235	40.477	163	28.321	204	34	1:31.958	23.083	237	40.431	170	28.444	205
15	1:31.953	23.126	237	40.536	161	28.291	204	35	1:31.958	23.015	237	40.574	168	28.369	204
16	1:33.807	23.312	227	41.274	153	29.221	204	36	1:31.817	23.042	238	40.395	168	28.380	203
17	1:36.992	23.317	236	41.207	159	32.468		37	1:32.092	23.157	238	40.497	165	28.438	204
18	2:34.817	1:24.523	223	41.608	166	28.686	202	38	1:32.156	23.128	237	40.523	163	28.505	204
19	1:32.723	23.290	236	40.892	171	28.541	203	39	1:32.297	23.200	238	40.659	165	28.438	204
20	1:32.228	23.192	236	40.580	172	28.456	202								

8 Clemens Schmid, AUT/ Fabian Hamprecht, AUT

theoretical besttime: 1:41.362

1	1:43.694	30.352	216	43.481	149	29.861	201	3	2:29.317	33.099	114	1:00.582	84	55.636	
2	1:41.362	26.239	230	43.290	138	31.833	187								

12 Jacub Knoll, CZE/ Lennart Marioneck, DEU

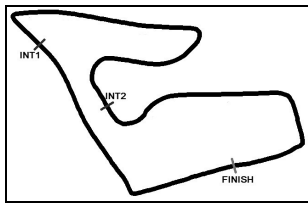
theoretical besttime: 1:31.588

1	1:45.317	31.090	196	44.649	138	29.578	201	15	1:33.340	23.308	234	40.843	161	29.189	200
2	1:41.069	25.615	210	43.144	139	32.310	184	16	1:33.822	23.448	234	41.116	159	29.258	203
3	2:05.408	32.704	111	57.662	131	35.042	202	17	1:40.683	23.348	234	41.951	151	35.384	
4	1:34.628	23.695	218	41.778	151	29.155	202	18	2:31.885	1:21.611	227	41.659	155	28.615	203
5	1:35.200	23.881	232	42.079	158	29.240	201	19	1:32.858	23.440	234	40.932	158	28.486	202
6	1:33.813	23.597	234	41.251	153	28.965	199	20	1:32.246	23.223	234	40.817	162	28.206	203
7	1:33.694	23.548	234	41.097	158	29.049	199	21	1:32.364	23.315	235	40.768	157	28.281	203
8	1:33.574	23.458	234	41.120	157	28.996	201	22	1:32.388	23.304	236	40.830	158	28.254	202
9	1:33.580	23.651	233	41.091	156	28.838	202	23	1:32.247	23.275	235	40.539	159	28.433	203
10	1:32.798	23.270	234	40.815	158	28.713	203	24	1:31.815	23.208	236	40.368	159	28.239	204
11	1:33.182	23.438	234	40.988	158	28.756	202	25	1:31.966	23.159	236	40.627	159	28.180	203
12	1:34.721	23.375	234	42.395	155	28.951	201	26	1:31.874	23.117	236	40.617	158	28.140	203
13	1:33.159	23.411	233	40.943	158	28.805	200	27	1:36.153	23.080	236	40.804	161	32.269	
14	1:33.962	23.292	234	41.072	159	29.598	199								

13 Remo Lips, CHE/ Sven Barth, DEU

theoretical besttime: 1:31.359

1	1:42.334	29.244	222	43.060	154	30.030	202	21	1:31.912	23.029	242	40.581	158	28.302	207
2	1:37.668	23.358	239	41.905	148	32.405	159	22	1:32.356	22.973	242	40.949	159	28.434	206
3	2:08.321	32.723	140	58.411	87	37.187	204	23	1:32.132	23.002	240	40.896	160	28.234	207
4	1:33.459	23.260	240	41.103	159	29.096	205	24	1:32.183	23.025	239	40.821	158	28.337	207
5	1:33.247	23.173	239	41.375	156	28.699	206	25	1:32.603	23.193	241	40.857	157	28.553	207
6	1:32.922	23.418	240	41.030	162	28.474	206	26	1:32.698	23.531	241	40.823	163	28.344	207
7	1:32.088	22.907	240	40.815	156	28.366	207	27	1:31.769	22.970	241	40.597	164	28.202	206
8	1:32.273	22.944	241	40.889	163	28.440	206	28	1:32.133	23.071	240	40.775	164	28.287	204
9	1:31.949	22.901	241	40.678	161	28.370	206	29	1:32.893	23.198	241	41.311	161	28.384	206
10	1:32.198	22.922	241	40.592	160	28.684	206	30	1:31.734	23.069	241	40.457	162	28.208	206
11	1:32.875	23.484	241	40.910	162	28.481	206	31	1:31.534	22.982	243	40.412	165	28.140	207
12	1:33.254	23.062	239	41.391	157	28.801	205	32	1:31.671	23.018	242	40.456	163	28.197	207



ADAC GT Masters

Lap Analysis Race 1

Provisional



Red Bull Ring, Length: 4326 m

Air temperature: 34.8°C

Track temperature: 51.8°C

Weather condition: Dry

DMSB
Deutscher Motor Sport Bund e.V.

Reg. Nr.: CR 11/2015

Saturday 6.6.2015 13:15

Lap	Time	SE1	SP1	SE2	SP2	SE3	SP3	Lap	Time	SE1	SP1	SE2	SP2	SE3	SP3
13	1:32.883	23.244	240	41.009	157	28.630	205	33	1:31.947	23.062	241	40.686	164	28.199	207
14	1:32.796	23.030	242	41.267	163	28.499	206	34	1:31.848	23.069	241	40.559	162	28.220	207
15	1:32.491	23.144	241	40.782	164	28.565	206	35	1:32.012	22.982	241	40.831	164	28.199	208
16	1:36.819	22.899	241	40.765	160	33.155		36	1:31.786	23.027	239	40.702	164	28.057	207
17	2:32.581	1:23.236	239	40.954	160	28.391	204	37	1:31.804	22.987	240	40.662	165	28.155	208
18	1:31.634	23.036	241	40.403	167	28.195	207	38	1:31.894	23.041	241	40.636	161	28.217	207
19	1:31.833	22.977	240	40.571	160	28.285	206	39	1:33.283	23.030	242	40.866	167	29.387	196
20	1:31.902	22.900	241	40.794	162	28.208	206								

16 Rahel Frey, CHE/ Philip Geipel, DEU

theoretical besttime: 1:31.600

1	1:42.846	29.868	225	43.180	151	29.798	202	21	2:36.214	1:26.180	232	41.364	158	28.670	202
2	1:39.559	26.445	232	41.847	150	31.267	189	22	1:33.071	23.627	234	40.799	155	28.645	202
3	2:07.405	32.609	147	58.333	105	36.463	200	23	1:32.879	23.454	233	40.880	158	28.545	202
4	1:33.842	23.723	234	41.237	156	28.882	204	24	1:32.311	23.392	234	40.541	158	28.378	202
5	1:33.218	23.522	235	40.987	161	28.709	202	25	1:32.766	23.450	233	40.831	160	28.485	201
6	1:33.375	23.504	238	40.943	154	28.928	203	26	1:32.255	23.244	235	40.677	155	28.334	204
7	1:33.076	23.367	237	40.768	153	28.941	203	27	1:32.338	23.310	234	40.730	157	28.298	203
8	1:32.783	23.379	235	40.808	156	28.596	204	28	1:32.164	23.294	235	40.579	158	28.291	203
9	1:32.314	23.246	234	40.666	155	28.402	204	29	1:32.423	23.345	236	40.733	157	28.345	201
10	1:32.435	23.246	237	40.733	158	28.456	204	30	1:32.379	23.381	235	40.555	158	28.443	203
11	1:32.813	23.347	236	41.296	161	28.170	206	31	1:32.203	23.401	236	40.538	157	28.264	204
12	1:32.626	23.220	235	40.698	159	28.708	204	32	1:32.496	23.415	234	40.651	154	28.430	202
13	1:33.657	23.522	234	41.017	154	29.118	200	33	1:32.266	23.365	234	40.667	157	28.234	205
14	1:32.620	23.405	234	40.697	158	28.518	204	34	1:31.900	23.262	236	40.483	157	28.155	204
15	1:32.398	23.283	234	40.365	159	28.750	200	35	1:32.307	23.292	235	40.649	154	28.366	203
16	1:32.184	23.346	234	40.378	162	28.460	199	36	1:32.338	23.266	234	40.566	159	28.506	200
17	1:32.012	23.316	235	40.589	166	28.107	204	37	1:32.453	23.604	233	40.618	157	28.231	203
18	1:31.833	23.262	235	40.273	162	28.298	203	38	1:32.369	23.308	234	40.633	159	28.428	202
19	1:32.559	23.321	236	40.620	161	28.618	202	39	1:32.590	23.243	235	40.848	155	28.499	201
20	1:38.047	23.404	233	40.465	161	34.178									

19 Claudia Hürtgen, DEU/ Uwe Alzen, DEU

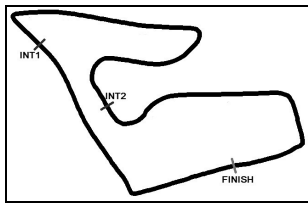
theoretical besttime: 1:31.573

1	1:39.869	28.777	229	41.947	158	29.145	200	21	1:32.460	23.317	233	40.715	156	28.428	203
2	1:36.609	23.394	235	41.130	157	32.085	166	22	1:32.287	23.328	235	40.482	159	28.477	203
3	2:08.757	33.636	125	58.074	92	37.047	201	23	1:32.141	23.241	235	40.465	161	28.435	201
4	1:34.379	23.694	234	41.738	163	28.947	200	24	1:32.226	23.213	235	40.525	163	28.488	203
5	1:32.936	23.467	235	40.708	167	28.761	202	25	1:33.600	23.325	235	41.463	154	28.812	203
6	1:32.525	23.320	238	40.683	172	28.522	202	26	1:33.817	24.123	228	41.012	162	28.682	202
7	1:32.027	23.134	237	40.301	165	28.592	203	27	1:32.189	23.196	238	40.565	165	28.428	201
8	1:32.257	23.173	236	40.557	173	28.527	203	28	1:32.085	23.232	236	40.551	161	28.302	203
9	1:32.259	23.184	235	40.487	176	28.588	203	29	1:32.210	23.288	234	40.573	151	28.349	202
10	1:32.151	23.178	236	40.679	166	28.294	204	30	1:31.831	23.132	237	40.520	163	28.179	203
11	1:32.162	23.248	235	40.492	172	28.422	205	31	1:31.978	23.171	236	40.504	164	28.303	201
12	1:31.893	23.151	237	40.397	171	28.345	203	32	1:31.929	23.206	236	40.379	166	28.344	202
13	1:31.959	23.142	235	40.426	170	28.391	204	33	1:32.298	23.420	235	40.581	160	28.297	203
14	1:32.051	23.155	235	40.468	170	28.428	202	34	1:32.090	23.093	236	40.504	163	28.493	202
15	1:33.002	23.186	237	41.249	165	28.567	202	35	1:33.213	23.467	235	40.968	153	28.778	202
16	1:36.154	23.209	236	40.461	168	32.484		36	1:32.504	23.212	235	40.627	160	28.665	201
17	2:35.328	1:25.519	229	41.043	161	28.766	199	37	1:32.028	23.124	235	40.578	160	28.326	202
18	1:32.829	23.410	234	40.791	167	28.628	200	38	1:31.903	23.160	234	40.375	169	28.368	203
19	1:32.605	23.244	234	40.636	163	28.725	201	39	1:32.021	23.252	235	40.474	164	28.295	204
20	1:32.172	23.218	233	40.564	160	28.390	202								

21 Sebastian Asch, DEU/ Luca Ludwig, DEU

theoretical besttime: 1:31.175

1	1:39.170	27.925	226	42.419	162	28.826	203	21	1:32.746	23.053	235	41.238	157	28.455	204
2	1:36.375	23.294	238	41.067	159	32.014	161	22	1:31.771	23.040	240	40.394	161	28.337	205
3	2:09.234	33.822	121	57.762	96	37.650	203	23	1:31.611	22.922	239	40.423	166	28.266	206
4	1:34.242	23.520	234	41.906	160	28.816	205	24	1:31.476	22.924	238	40.388	166	28.164	206
5	1:32.720	23.116	239	40.902	164	28.702	204	25	1:31.730	23.113	238	40.409	161	28.208	204
6	1:32.165	23.028	240	40.530	167	28.607	203	26	1:31.643	22.986	239	40.463	164	28.194	205
7	1:32.236	22.952	240	40.629	164	28.655	203	27	1:31.688	22.946	239	40.566	164	28.176	205



ADAC GT Masters

Lap Analysis Race 1

Provisional



Red Bull Ring, Length: 4326 m

Air temperature: 34.8°C

Track temperature: 51.8°C

Weather condition: Dry



Reg. Nr.: CR 11/2015

Saturday 6.6.2015 13:15

Lap	Time	SE1	SP1	SE2	SP2	SE3	SP3	Lap	Time	SE1	SP1	SE2	SP2	SE3	SP3
8	1:32.037	23.048	239	40.385	171	28.604	204	28	1:31.527	22.974	238	40.437	164	28.116	205
9	1:32.008	23.057	238	40.365	165	28.586	204	29	1:31.351	22.917	239	40.334	163	28.100	206
10	1:31.888	22.922	238	40.494	168	28.472	203	30	1:31.541	22.930	239	40.502	166	28.109	204
11	1:31.906	23.073	238	40.626	163	28.207	205	31	1:31.251	22.932	239	40.209	165	28.110	205
12	1:31.977	23.049	239	40.543	165	28.385	203	32	1:31.740	23.032	239	40.415	166	28.293	205
13	1:31.898	23.072	238	40.546	163	28.280	204	33	1:31.624	22.927	238	40.471	162	28.226	205
14	1:31.764	23.111	238	40.345	162	28.308	204	34	1:31.346	22.960	239	40.327	166	28.059	205
15	1:31.786	23.034	239	40.358	164	28.394	204	35	1:31.249	22.907	238	40.243	163	28.099	204
16	1:31.889	23.164	238	40.453	167	28.272	204	36	1:31.410	22.929	238	40.323	166	28.158	204
17	1:31.792	22.991	239	40.380	167	28.421	205	37	1:31.326	22.921	238	40.314	165	28.091	205
18	1:31.785	22.989	239	40.504	161	28.292	204	38	1:31.623	23.000	239	40.379	161	28.244	205
19	1:36.569	23.034	239	40.555	166	32.980		39	1:32.221	23.010	238	40.665	155	28.546	204
20	2:33.223	1:24.175	234	40.803	160	28.245	204								

22 Dominic Jöst, DEU/ Florian Scholze, DEU

theoretical besttime: 1:30.624

1	1:36.418	27.007	237	40.942	172	28.469	206	15	1:31.172	22.984	240	40.287	169	27.901	206
2	1:36.355	23.151	239	40.491	171	32.713	146	16	1:31.802	22.984	240	40.353	170	28.465	203
3	2:11.043	33.503	136	58.446	105	39.094	202	17	1:31.623	22.946	241	40.562	162	28.115	204
4	1:33.607	23.679	237	41.196	172	28.732	205	18	1:31.925	23.000	242	40.488	163	28.437	207
5	1:31.709	23.073	240	40.289	173	28.347	205	19	1:32.232	23.340	242	40.737	169	28.155	207
6	1:31.577	23.104	240	40.307	172	28.166	206	20	1:31.341	22.869	241	40.397	163	28.075	207
7	1:31.426	23.014	240	40.150	174	28.262	205	21	1:35.636	22.716	237	40.673	171	32.247	
8	1:31.214	22.906	241	40.110	173	28.198	207	22	2:35.556	1:26.247	239	40.960	165	28.349	208
9	1:31.475	22.964	240	40.255	174	28.256	204	23	1:31.971	23.087	242	40.571	160	28.313	206
10	1:31.550	23.138	240	40.425	176	27.987	206	24	1:31.578	23.003	242	40.531	160	28.044	208
11	1:31.129	22.880	240	40.451	173	27.798	208	25	1:31.517	22.873	242	40.471	163	28.173	207
12	1:31.285	22.876	241	40.319	171	28.090	207	26	1:32.894	22.823	243	41.108	171	28.963	206
13	1:31.687	22.935	241	40.564	170	28.188	205	27	3:33.802	29.211	88	2:04.200	57	1:00.391	
14	1:31.077	22.922	241	40.283	169	27.872	206								

23 Marc Gassner, DEU/ Florian Strauss, DEU

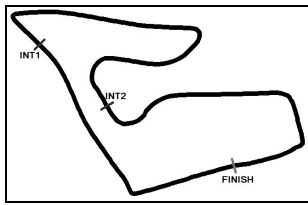
theoretical besttime:

1	1:42.593	29.235	213	43.490	158	29.868	204								
---	----------	--------	------------	--------	------------	--------	------------	--	--	--	--	--	--	--	--

24 Florian Stoll, DEU/ Marc Basseng, DEU

theoretical besttime: 1:31.841

1	1:42.061	29.132	224	43.019	155	29.910	197	21	1:32.661	23.536	234	40.834	163	28.291	201
2	1:37.606	23.687	233	41.514	156	32.405	166	22	1:32.484	23.315	233	40.764	168	28.405	204
3	2:07.732	32.641	135	58.322	104	36.769	201	23	1:32.402	23.330	233	40.724	166	28.348	200
4	1:34.018	23.589	234	40.898	159	29.531	201	24	1:32.520	23.351	234	40.711	165	28.458	201
5	1:33.409	23.380	237	41.221	158	28.808	201	25	1:32.401	23.330	233	40.607	162	28.464	198
6	1:34.148	23.979	234	41.545	163	28.624	201	26	1:33.607	23.713	233	41.172	159	28.722	200
7	1:32.717	23.281	236	40.784	159	28.652	202	27	1:32.338	23.351	234	40.622	163	28.365	202
8	1:32.593	23.288	236	40.690	163	28.615	204	28	1:32.506	23.354	233	40.666	161	28.486	203
9	1:32.471	23.276	234	40.665	164	28.530	204	29	1:32.096	23.309	233	40.559	163	28.228	203
10	1:32.626	23.427	233	40.757	161	28.442	204	30	1:31.946	23.242	235	40.505	165	28.199	201
11	1:32.604	23.331	234	40.948	158	28.325	202	31	1:32.256	23.356	234	40.534	162	28.366	200
12	1:32.495	23.337	234	40.601	159	28.557	201	32	1:32.486	23.327	236	40.861	162	28.298	200
13	1:32.800	23.476	232	40.739	159	28.585	202	33	1:32.219	23.306	233	40.553	163	28.360	201
14	1:32.542	23.447	235	40.659	162	28.436	204	34	1:32.129	23.301	233	40.515	167	28.313	203
15	1:32.371	23.318	235	40.642	163	28.411	203	35	1:32.049	23.290	234	40.400	168	28.359	200
16	1:32.297	23.267	234	40.622	165	28.408	202	36	1:32.486	23.244	232	40.468	165	28.774	198
17	1:32.468	23.388	234	40.752	162	28.328	201	37	1:32.485	23.539	231	40.679	163	28.267	201
18	1:36.889	23.376	234	40.761	163	32.752		38	1:32.142	23.326	232	40.485	162	28.331	203
19	2:35.198	1:25.042	228	41.504	157	28.652	201	39	1:32.312	23.300	233	40.568	164	28.444	201
20	1:33.027	23.611	231	40.894	162	28.522	200								



ADAC GT Masters

Lap Analysis Race 1

Provisional



Red Bull Ring, Length: 4326 m

Air temperature: 34.8°C

Track temperature: 51.8°C

Weather condition: Dry



Reg. Nr.: CR 11/2015

Saturday 6.6.2015 13:15

Lap	Time	SE1	SP1	SE2	SP2	SE3	SP3	Lap	Time	SE1	SP1	SE2	SP2	SE3	SP3
25	David Russell, AUS/ Tomas Enge, CZE							theoretical besttime: 1:30.669							
1	1:38.812	27.700	223	42.148	154	28.964	206	21	1:31.083	22.778	240	40.155	166	28.150	208
2	1:35.345	22.852	237	40.964	161	31.529	155	22	1:30.832	22.853	242	39.934	166	28.045	208
3	2:09.939	34.245	118	57.385	110	38.309	206	23	1:30.974	22.838	240	40.084	161	28.052	209
4	1:33.899	23.683	237	41.539	162	28.677	207	24	1:31.440	22.759	242	40.260	159	28.421	208
5	1:32.096	22.896	234	40.667	161	28.533	208	25	1:31.711	22.903	234	40.507	161	28.301	208
6	1:31.733	22.849	239	40.459	160	28.425	207	26	1:31.545	22.886	238	40.369	161	28.290	207
7	1:31.317	22.792	241	40.364	163	28.161	208	27	1:32.466	23.012	238	40.688	157	28.766	207
8	1:31.343	22.769	241	40.238	159	28.336	208	28	1:31.700	23.019	241	40.555	161	28.126	209
9	1:31.410	22.766	241	40.374	159	28.270	208	29	1:31.249	22.797	239	40.277	164	28.175	208
10	1:31.459	22.754	241	40.421	159	28.284	209	30	1:31.709	22.972	234	40.464	162	28.273	208
11	1:31.174	22.708	240	40.385	159	28.081	209	31	1:31.301	22.909	240	40.230	164	28.162	209
12	1:31.422	22.690	242	40.574	162	28.158	208	32	1:31.225	22.834	240	40.160	158	28.231	208
13	1:31.531	22.701	241	40.619	161	28.211	208	33	1:31.667	22.868	240	40.392	162	28.407	209
14	1:31.407	22.731	241	40.384	159	28.292	207	34	1:31.843	22.932	236	40.565	156	28.346	208
15	1:31.463	22.823	240	40.393	164	28.247	209	35	1:31.697	22.858	236	40.592	159	28.247	208
16	1:31.289	22.703	241	40.376	162	28.210	208	36	1:31.976	22.865	231	40.683	156	28.428	208
17	1:37.089	22.866	237	40.592	160	33.631		37	1:32.410	22.997	233	40.848	154	28.565	208
18	2:32.964	1:23.864	233	40.718	166	28.382	207	38	1:31.694	22.835	238	40.433	158	28.426	209
19	1:31.684	22.925	240	40.446	163	28.313	207	39	1:32.228	22.831	236	40.467	161	28.930	196
20	1:31.211	22.867	240	40.183	166	28.161	208								

Lap	Time	SE1	SP1	SE2	SP2	SE3	SP3	Lap	Time	SE1	SP1	SE2	SP2	SE3	SP3
36	Philipp Eng, AUT/ Klaus Bachler, AUT							theoretical besttime: 1:31.126							
1	1:37.565	27.568	227	41.502	166	28.495	203	21	1:31.837	22.966	239	40.447	165	28.424	206
2	1:36.169	23.182	238	40.615	167	32.372	156	22	1:31.605	22.871	242	40.302	168	28.432	205
3	2:10.190	33.957	131	57.689	105	38.544	203	23	1:31.666	22.872	240	40.291	172	28.503	205
4	1:34.289	23.883	237	41.773	163	28.633	206	24	1:31.557	22.830	240	40.230	168	28.497	206
5	1:32.522	22.911	237	40.898	168	28.713	205	25	1:31.948	22.794	241	40.535	166	28.619	205
6	1:31.555	22.957	240	40.213	167	28.385	205	26	1:32.796	23.322	234	40.732	168	28.742	205
7	1:31.594	22.888	241	40.333	166	28.373	205	27	1:31.746	22.834	240	40.436	168	28.476	206
8	1:31.549	22.765	240	40.311	168	28.473	204	28	1:31.867	22.845	240	40.495	165	28.527	205
9	1:31.652	22.953	239	40.248	167	28.451	205	29	1:32.054	23.017	241	40.693	169	28.344	205
10	1:31.265	22.842	239	40.151	165	28.272	205	30	1:31.609	22.814	241	40.348	167	28.447	205
11	1:31.509	22.902	239	40.278	169	28.329	205	31	1:31.422	22.821	242	40.140	169	28.461	205
12	1:31.685	22.936	241	40.275	165	28.474	205	32	1:31.543	22.868	240	40.280	168	28.395	206
13	1:31.584	22.916	239	40.239	169	28.429	205	33	1:31.640	22.896	240	40.360	169	28.384	206
14	1:31.916	22.924	240	40.362	169	28.630	204	34	1:32.039	22.865	240	40.477	170	28.697	204
15	1:32.179	23.008	239	40.430	168	28.741	201	35	1:32.575	22.864	240	41.129	168	28.582	205
16	1:32.868	23.094	239	40.676	166	29.098	199	36	1:31.525	22.807	240	40.293	168	28.425	204
17	1:38.297	23.265	239	41.198	165	33.834		37	1:31.508	22.938	239	40.089	167	28.481	204
18	2:45.896	1:35.798	233	41.178	159	28.920	204	38	1:31.702	22.837	240	40.321	166	28.544	205
19	1:32.440	23.026	239	40.662	165	28.752	204	39	1:32.012	22.792	241	40.555	165	28.665	206
20	1:32.006	23.000	239	40.420	160	28.586	205								

Lap	Time	SE1	SP1	SE2	SP2	SE3	SP3	Lap	Time	SE1	SP1	SE2	SP2	SE3	SP3
42	Hari Proczyk, AUT/ Andreas Simonsen, SWE							theoretical besttime: 1:32.252							
1	1:43.212	29.904	230	43.629	152	29.679	206	8	1:32.919	23.117	235	41.112	162	28.690	204
2	1:38.270	24.532	236	41.604	150	32.134	170	9	1:32.266	23.050	240	40.764	166	28.452	205
3	2:07.479	32.122	154	58.519	106	36.838	203	10	1:32.592	23.036	240	40.927	158	28.629	205
4	1:33.341	23.301	240	41.115	161	28.925	203	11	1:32.605	23.194	240	40.884	159	28.527	203
5	1:33.222	23.213	239	41.189	158	28.820	205	12	1:32.855	23.123	238	40.998	158	28.734	201
6	1:34.235	23.202	238	42.252	162	28.781	205	13	1:36.500	23.373	237	41.276	156	31.851	202
7	1:32.904	23.122	236	41.013	162	28.769	205								

Lap	Time	SE1	SP1	SE2	SP2	SE3	SP3	Lap	Time	SE1	SP1	SE2	SP2	SE3	SP3
63	Adrian Zaugg, ZAF/ Mirko Bortolotti, ITA							theoretical besttime: 1:30.803							
1	1:41.054	28.477	224	42.937	157	29.640	200	21	2:33.246	1:24.179	239	40.806	158	28.261	206
2	1:36.109	23.270	240	41.052	161	31.787	173	22	1:31.246	22.903	242	40.232	163	28.111	207
3	2:08.311	33.459	127	58.037	86	36.815	204	23	1:35.204	22.966	241	40.436	156	31.802	
4	1:34.814	23.581	240	42.064	164	29.169	204	24	1:47.587	38.226	240	40.791	159	28.570	206
5	1:32.788	22.989	240	41.136	160	28.663	205	25	1:31.975	22.998	243	40.583	165	28.394	208
6	1:32.477	22.900	241	41.123	163	28.454	204	26	1:32.251	23.431	241	40.502	162	28.318	206



ADAC GT Masters

Lap Analysis Race 1

Provisional



Red Bull Ring, Length: 4326 m

Air temperature: 34.8°C

Track temperature: 51.8°C

Weather condition: Dry



Reg. Nr.: CR 11/2015

Saturday 6.6.2015 13:15

Lap	Time	SE1	SP1	SE2	SP2	SE3	SP3	Lap	Time	SE1	SP1	SE2	SP2	SE3	SP3
7	1:32.092	22.989	243	40.725	161	28.378	205	27	1:31.543	22.940	243	40.421	161	28.182	207
8	1:32.160	22.937	241	40.811	161	28.412	206	28	1:31.240	22.808	242	40.200	166	28.232	206
9	1:32.123	22.942	244	40.819	161	28.362	205	29	1:31.258	22.982	241	40.148	164	28.128	207
10	1:32.900	22.982	241	41.561	162	28.357	205	30	1:31.156	22.834	243	40.241	164	28.081	207
11	1:31.764	22.875	241	40.659	165	28.230	206	31	1:31.059	22.813	244	40.061	165	28.185	206
12	1:31.753	22.926	243	40.451	165	28.376	205	32	1:30.962	22.907	243	40.070	163	27.985	208
13	1:31.967	22.973	242	40.647	159	28.347	204	33	1:31.268	22.775	243	40.161	161	28.332	207
14	1:31.934	22.868	242	40.847	161	28.219	206	34	1:31.741	22.885	243	40.440	158	28.416	207
15	1:31.737	22.929	244	40.615	162	28.193	205	35	1:32.169	23.575	241	40.434	165	28.160	207
16	1:31.675	22.920	243	40.447	165	28.308	206	36	1:31.145	22.886	241	40.105	163	28.154	206
17	1:31.282	22.842	242	40.355	160	28.085	206	37	1:31.319	22.821	245	40.267	161	28.231	207
18	1:31.370	22.760	243	40.277	161	28.333	204	38	1:31.262	22.980	242	40.058	160	28.224	207
19	1:31.735	22.862	244	40.477	167	28.396	205	39	1:32.068	22.849	245	40.507	160	28.712	204
20	1:35.526	22.878	242	40.322	163	32.326									

66 Andreas Wirth, DEU/ Daniel Keilwitz, DEU

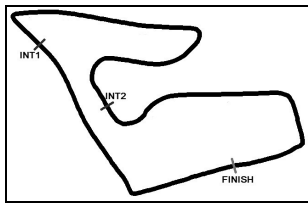
theoretical besttime: 1:30.805

1	1:38.311	27.386	236	42.201	159	28.724	207	21	1:31.056	22.785	238	40.332	159	27.939	209
2	1:36.465	23.172	236	41.672	161	31.621	155	22	1:31.275	22.847	240	40.305	156	28.123	210
3	2:09.733	34.070	115	57.575	110	38.088	206	23	1:31.193	22.786	242	40.301	154	28.106	210
4	1:34.116	23.668	232	41.705	160	28.743	209	24	1:31.454	22.864	239	40.417	156	28.173	209
5	1:32.475	23.202	237	40.768	162	28.505	210	25	1:31.442	22.937	239	40.435	159	28.070	210
6	1:31.830	22.943	238	40.584	166	28.303	210	26	1:31.722	22.865	240	40.317	154	28.540	209
7	1:31.799	22.842	239	40.635	158	28.322	207	27	1:31.581	22.994	238	40.519	156	28.068	209
8	1:31.767	22.729	241	40.539	160	28.499	208	28	1:31.538	22.853	239	40.558	153	28.127	210
9	1:31.886	22.800	239	40.584	163	28.502	209	29	1:30.984	22.828	239	40.201	156	27.955	210
10	1:31.685	22.692	240	40.661	159	28.332	209	30	1:31.115	22.866	242	40.254	160	27.995	210
11	1:31.566	22.852	241	40.567	161	28.147	210	31	1:31.802	22.841	243	40.304	157	28.657	210
12	1:31.738	22.922	242	40.572	164	28.244	209	32	1:31.628	22.999	242	40.463	159	28.166	210
13	1:31.941	22.964	241	40.640	161	28.337	209	33	1:31.623	22.930	238	40.476	157	28.217	211
14	1:32.004	22.794	242	40.503	156	28.707	208	34	1:31.499	22.960	239	40.376	159	28.163	211
15	1:31.742	22.837	241	40.580	160	28.325	210	35	1:31.381	22.975	241	40.399	158	28.007	210
16	1:31.503	22.846	242	40.375	163	28.282	210	36	1:31.249	22.817	241	40.288	158	28.144	210
17	1:33.368	23.035	232	41.409	153	28.924	209	37	1:31.285	22.897	239	40.292	159	28.096	210
18	1:32.039	22.892	239	40.600	155	28.547	208	38	1:31.734	22.944	239	40.403	160	28.387	210
19	1:36.387	22.873	240	40.599	166	32.915		39	1:31.289	22.943	242	40.259	157	28.087	210
20	2:31.076	1:22.534	236	40.630	159	27.912	210								

69 Patrick Assenheimer, DEU/ Diego Alessi, ITA

theoretical besttime: 1:31.341

1	1:41.212	28.044	225	43.141	155	30.027	200	21	1:32.385	22.967	240	40.706	155	28.712	206
2	1:36.538	23.367	238	41.434	152	31.737	171	22	1:32.315	22.955	242	40.803	152	28.557	206
3	2:08.275	33.582	132	57.879	95	36.814	204	23	1:32.053	22.971	241	40.726	156	28.356	207
4	1:34.793	23.296	235	41.725	156	29.772	206	24	1:32.084	23.023	241	40.715	157	28.346	207
5	1:32.515	23.108	240	40.804	155	28.603	208	25	1:32.473	22.962	242	41.012	156	28.499	205
6	1:32.588	22.933	241	41.177	156	28.478	207	26	1:32.255	23.002	241	40.608	156	28.645	204
7	1:32.305	22.917	242	41.081	153	28.307	207	27	1:32.049	22.999	240	40.811	158	28.239	206
8	1:32.072	22.914	238	40.782	156	28.376	207	28	1:32.112	22.898	241	40.745	155	28.469	207
9	1:32.019	23.039	239	40.637	160	28.343	207	29	1:31.872	22.797	241	40.649	142	28.426	206
10	1:33.296	22.918	240	41.587	152	28.791	206	30	1:31.528	22.736	241	40.512	158	28.280	206
11	1:33.250	23.121	240	41.724	151	28.405	206	31	1:31.875	22.745	242	40.622	158	28.508	206
12	1:32.847	23.132	235	41.199	152	28.516	206	32	1:31.873	23.001	242	40.629	155	28.243	207
13	1:32.226	23.021	238	40.983	159	28.222	206	33	1:31.803	22.895	240	40.685	157	28.223	205
14	1:32.368	23.210	240	40.809	163	28.349	206	34	1:32.058	22.937	241	40.725	154	28.396	207
15	1:32.231	23.168	240	40.802	155	28.261	207	35	1:31.721	22.904	241	40.535	159	28.282	207
16	1:36.996	22.972	240	40.781	152	33.243		36	1:31.525	22.920	240	40.391	156	28.214	206
17	2:32.179	1:22.377	238	41.128	150	28.674	205	37	1:32.043	22.877	241	40.584	155	28.582	206
18	1:32.247	22.916	241	40.686	159	28.645	205	38	1:32.062	22.952	241	40.663	154	28.447	208
19	1:32.272	22.932	241	40.773	154	28.567	206	39	1:32.133	22.933	242	40.615	156	28.585	207
20	1:32.482	23.105	239	40.952	156	28.425	206								



ADAC GT Masters

Lap Analysis Race 1

Provisional



Red Bull Ring, Length: 4326 m

Air temperature: 34.8°C

Track temperature: 51.8°C

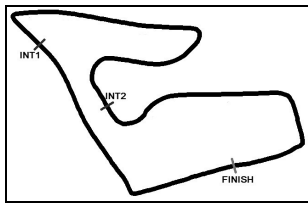
Weather condition: Dry



Reg. Nr.: CR 11/2015

Saturday 6.6.2015 13:15

Lap	Time	SE1	SP1	SE2	SP2	SE3	SP3	Lap	Time	SE1	SP1	SE2	SP2	SE3	SP3
80 Jens Klingmann, DEU/ Dominik Baumann, AUT								theoretical besttime: 1:32.064							
1	1:41.650	28.816	217	42.911	149	29.923	200	7	1:32.238	23.157	234	40.573	164	28.508	203
2	1:37.142	23.518	233	41.310	159	32.314	156	8	1:32.079	23.112	235	40.544	162	28.423	204
3	2:07.869	33.044	139	58.056	99	36.769	199	9	1:32.134	23.149	236	40.556	167	28.429	203
4	1:33.987	23.539	236	41.107	163	29.341	201	10	1:32.245	23.154	235	40.529	166	28.562	203
5	1:33.410	23.580	235	41.130	163	28.700	204	11	1:33.012	23.305	234	40.996	163	28.711	200
6	1:32.601	23.231	235	40.738	160	28.632	203	12	1:41.122	23.454	222	41.911	156	35.757	
100 Daniel Dobitsch, AUT/ Edward Sandström, SWE								theoretical besttime: 1:40.272							
1	1:42.504	28.620	228	42.989	155	30.895	186	3	2:36.670	1:19.287	221	42.371	145	35.012	
2	2:43.543	57.901	149	1:00.999	107	44.643									



ADAC GT Masters

Pit stops Race 1

Provisional



Red Bull Ring, Length: 4326 m

Air temperature: 34.5°C

Track temperature: 51.1°C

Weather condition: Dry

DMSB Reg. Nr.: CR 11/2015
Deutscher Motor Sport Bund e.V.

Saturday 6.6.2015 13:15

Nr	Driver in	Day time in	Time in	Driver out	Day time out	Time out	Nett Time
100	Daniel Dobitsch	13:22:07	4:21.391	Daniel Dobitsch	13:23:08	5:22.435	1:01.044
8	Clemens Schmid	13:23:34	5:48.651				
100	Daniel Dobitsch	13:24:44	6:57.995				
80	Jens Klingmann	13:37:11	19:24.891				
19	Claudia Hürtgen	13:43:12	25:26.330	Claudia Hürtgen	13:44:20	26:34.375	1:08.045
69	Patrick Assenheimer	13:43:17	25:30.954	Patrick Assenheimer	13:44:22	26:36.597	1:05.643
13	Remo Lips	13:43:18	25:32.702	Sven Barth	13:44:25	26:39.214	1:06.512
1	Stefan Wackerbauer	13:43:23	25:37.796	Kelvin van der Linde	13:44:29	26:42.908	1:05.112
3	Andreas Weishaupt	13:43:51	26:05.282	Andreas Weishaupt	13:44:57	27:11.844	1:06.562
25	David Russell	13:44:33	26:47.671	David Russell	13:45:39	27:53.261	1:05.590
36	Philipp Eng	13:44:39	26:53.795	Klaus Bachler	13:45:58	28:12.036	1:18.241
2	Jordan Lee Pepper	13:45:02	27:15.995	Nicki Thiim	13:46:07	28:21.379	1:05.384
7	Luca Stolz	13:45:10	27:23.853	Jeroen Bleekemolen	13:46:16	28:30.188	1:06.335
12	Jacub Knoll	13:45:12	27:26.384	Jacub Knoll	13:46:17	28:30.994	1:04.610
24	Florian Stoll	13:46:25	28:39.051	Florian Stoll	13:47:32	29:46.801	1:07.750
66	Andreas Wirth	13:47:43	29:57.354	Andreas Wirth	13:48:49	31:03.377	1:06.023
21	Sebastian Asch	13:47:44	29:58.560	Sebastian Asch	13:48:52	31:05.889	1:07.329
63	Adrian Zaugg	13:49:17	31:30.977	Adrian Zaugg	13:50:24	32:38.621	1:07.644
16	Rahel Frey	13:49:32	31:45.923	Philip Geipel	13:50:42	32:56.110	1:10.187
22	Dominic Jöst	13:50:38	32:52.418	Dominic Jöst	13:51:46	34:00.732	1:08.314
63	Adrian Zaugg	13:54:56	37:10.653	Adrian Zaugg	13:55:18	37:32.392	21.739
12	Jacub Knoll	14:01:39	43:53.126				
22	Florian Scholze	14:02:55	45:09.255				
66	Daniel Keilwitz	14:21:54	1:04:08.230				
36	Klaus Bachler	14:22:01	1:04:15.266				
21	Sebastian Asch	14:22:04	1:04:18.429				
63	Mirko Bortolotti	14:22:06	1:04:20.820				
13	Sven Barth	14:22:08	1:04:22.150				
69	Diego Alessi	14:22:10	1:04:24.455				
2	Nicki Thiim	14:22:14	1:04:28.076				
25	Tomas Enge	14:22:18	1:04:32.532				
19	Uwe Alzen	14:22:20	1:04:33.984				
16	Philip Geipel	14:22:22	1:04:35.881				
1	Kelvin van der Linde	14:22:24	1:04:38.177				
24	Marc Basseng	14:22:28	1:04:41.964				
7	Jeroen Bleekemolen	14:22:31	1:04:45.767				
3	Christer Jöns	14:22:50	1:05:04.133				