

# ADAC GT Masters

## Results Race 2



Provisional

Reg. Nr.: 0301.15.196

Amended  
20.9.2015 - 15:47

Circuit Zandvoort, Length: 4307 m

Air temperature: 18.3°C

Track temperature: 20.1°C

Weather condition: Dry

Sunday 20.9.2015 13:07

started : 18      classified : 15      not classified : 3

	Drivers	Team	Car	Laps	Total Time	Gap	Kph	Lap	Time	Kph
1	80 J.Klingmann/D.Baumann	BMW Sports Trophy Team Schubert	BMW Z4 GT3	34	1:00:32.455		145,1	2	1:40.576	154,2
2	88 A.von Thurn und Taxis/N.Catsburg	Reiter Engineering	Lamborghini Gallardo R-EX	34	1:00:36.708	4.253	145,0	5	1:40.636	154,1
3	2 J.Pepper/N.Thiim	C. Abt Racing	Audi R8 LMS ultra	34	1:00:37.331	4.876	144,9	9	1:40.470	154,3
4	24 F.Stoll/M.Basseng	kfzteile24 MS RACING	Audi R8 LMS ultra	34	1:00:37.471	5.016	144,9	2	1:40.214	154,7
5	36 M.Ragginger/K.Bachler	Schütz Motorsport	Porsche 911 GT3 R	34	1:00:39.263	6.808	144,9	3	1:40.761	153,9
6	100 D.Dobitsch/E.Sandström	kfzteile24 MS RACING	Audi R8 LMS ultra	34	1:00:39.765	7.310	144,8	7	1:40.108	154,9
7	1 S.Wackerbauer/K.van der Linde	C. Abt Racing	Audi R8 LMS ultra	34	1:00:40.851	8.396	144,8	3	1:40.797	153,8
8	42 H.Proczyk/B.Schneider	HP Racing	Mercedes-Benz SLS AMG GT3	34	1:00:43.993	11.538	144,7	5	1:41.256	153,1
9	7 L.Stolz/T.Dillmann	Bentley Team HTP	Bentley Continental GT3	34	1:00:44.338	11.883	144,7	4	1:41.092	153,4
10	16 R.Frey/P.Geipel	YACO Racing	Audi R8 LMS ultra	34	1:00:52.377	19.922	144,3	4	1:40.977	153,6
11	21 S.Asch/L.Ludwig	Team Zakspeed	Mercedes-Benz SLS AMG GT3	34	1:00:53.882	21.427	144,3	4	1:40.593	154,1
12	8 F.Hamprecht/C.Schmid	Bentley Team HTP	Bentley Continental GT3	34	1:00:55.052	22.597	144,2	5	1:40.950	153,6
13	25 T.Enge/J.van Lagen	Reiter Engineering	Lamborghini Gallardo R-EX	34	1:01:00.424	27.969	144,0	2	1:40.442	154,4
14	3 A.Weishaupt(*G*)/C.Jöns	C. Abt Racing	Audi R8 LMS ultra	34	1:01:19.887	47.432	143,3	2	1:40.180	154,8
15	13 R.Lips(*G*)/S.Barth	RWT-Racing Team	Corvette Z06.R GT3	32	57:25.623	2LAPS	144,0	4	1:41.016	153,5
<b>not classified</b>										
66	A.Wirth/D.Keilwitz	Callaway Competition	Corvette Z06.R GT3	20	36:33.285	14LAPS	141,4	5	1:40.775	153,9
23	M.Gassner(*G*)/F.Strauss	MRS GT Racing	Nissan GT-R Nismo GT3	8	13:45.524	26LAPS	150,3	5	1:41.009	153,5
19	C.Hürtgen/U.Alzen	BMW Sports Trophy Team Schubert	BMW Z4 GT3	1	2:40.486	33LAPS				

Fastest lap of the race. Car 100 driver Sandström on lap 7. Time 1:40.108, average speed 154,9 km/h.

Following stewards decision no. 34 drive trough penalty in exchange a time penalty of 30 seconds for car no.25

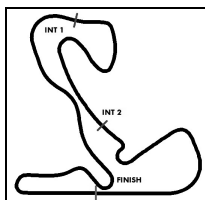
(\*G\*) marks the gentlemen driver

**Subject to final scrutineering!**

Publications Time:

Clerk of the course:

Time Keeping:



# ADAC GT Masters

## Lap chart Race 2

Provisional

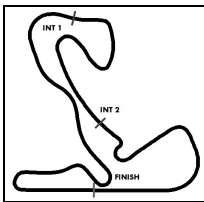


Circuit Zandvoort, Length: 4307 m

Sunday 20.9.2015 13:07

POS	1	2	3	4	5	6	7	8	9	10	11	12	13	14	15	16	17	18	19
LAP 1	80	88	25	3	24	36	1	21	66	13	100	16	7	42	23	8	2	.19	
LAP 2	80	88	25	3	24	36	1	21	66	13	100	16	7	42	23	8	2		
LAP 3	80	88	25	3	24	36	1	21	66	13	100	16	7	42	23	8	2		
LAP 4	80	88	25	3	24	36	1	21	66	13	100	16	7	42	23	8	2		
LAP 5	80	88	25	3	24	36	1	21	66	13	16	7	42	23	8	2	.100		
LAP 6	80	88	25	3	24	36	1	21	66	13	16	7	42	23	8	2	100		
LAP 7	80	88	25	3	24	36	1	21	66	13	16	7	42	23	2	8	100		
LAP 8	80	88	25	3	24	36	1	21	66	13	16	7	42	2	23	8	100		
LAP 9	80	88	25	3	24	36	1	21	66	13	16	7	42	2	8	100			
LAP 10	80	88	25	3	24	36	1	21	66	13	16	7	42	2	8	100			
LAP 11	80	88	25	3	24	36	1	21	66	13	16	7	42	2	8	100			
LAP 12	80	88	25	3	24	36	1	21	66	13	16	7	42	2	100	8			
LAP 13	80	88	25	3	24	36	1	66	21	13	16	7	2	42	100	8			
LAP 14	80	88	25	3	24	36	1	66	21	13	16	7	2	42	100	8			
LAP 15	80	88	25	3	24	36	1	66	13	16	2	42	100	8	.21	.7			
LAP 16	80	88	25	3	24	36	1	66	13	2	42	100	.16	.8	21	7			
LAP 17	80	88	25	3	24	36	13	2	42	100	.1	.66	16	21	7	8			
LAP 18	80	88	25	3	13	2	42	100	.24	.36	1	16	21	7	8	66'			
LAP 19	80	88	3	13	2	.25	100	.42	24	36	1	16	21	7	8	66'			
LAP 20	.80	.88	.3	.2	.13	.100	25	24	36	1	42	16	21	7	8	.66			
LAP 21	80	88	25	3	24	2	36	1	13	100	42	16	21	7	8				
LAP 22	80	88	25	24	3	2	36	1	100	13	42	16	21	7	8				
LAP 23	80	88	25	24	3	2	36	1	100	13	42	16	21	7	8				
LAP 24	80	88	25	24	3	2	36	1	100	13	42	16	21	7	8				
LAP 25	80	88	25	24	2	3	36	1	100	13	42	16	7	8	21				
LAP 26	80	88	25	24	2	36	3	100	1	13	42	7	16	8	21				
LAP 27	80	25	88	24	2	36	3	1	100	13	42	7	16	8	21				
LAP 28	80	25	88	2	24	36	1	100	3	42	7	13	16	21	8				
LAP 29	80	25	88	2	24	36	1	100	42	7	13	3	21	16	8				
LAP 30	80	25	88	2	24	36	1	100	42	7	13	8	16	3	21				
LAP 31	80	25	88	2	24	36	1	100	42	7	13	8	16	21	3				
LAP 32	80	25	88	2	24	36	1	100	42	7	13	8	16	21	3				
LAP 33	25	80	88	2	24	36	1	100	42	7	16	21	8	3					
LAP 34	25	80	88	2	24	36	100	1	42	7	16	21	8	3					

. - PIT STOP ' - LAP BEHIND



# ADAC GT Masters

## Lap analysis Race 2



Provisional

Reg. Nr.: 0301.15.196

Sunday 20.9.2015 13:07

Circuit Zandvoort, Length: 4307 m

Air temperature: 19.7°C

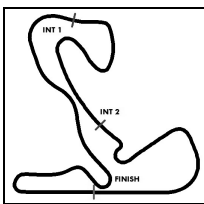
Track temperature: 25.0°C

Weather condition: Dry

Lap	Time	SE1	SP1	SE2	SP2	SE3	SP3	TSP	Lap	Time	SE1	SP1	SE2	SP2	SE3	SP3	TSP
<b>1 Stefan Wackerbauer, DEU/ Kelvin van der Linde, ZAF</b>									<b>theoretical besttime: 1:40.767</b>								
1	1:49.330	51.803	191	27.393	211	30.134	238	219	19	1:41.778	44.862	196	27.093	212	29.823	238	248
2	1:41.084	44.591	197	<b>26.782</b>	212	29.711	239	249	20	1:41.876	44.962	194	27.149	213	29.765	239	250
3	<b>1:40.797</b>	<b>44.420</b>	193	26.812	211	<b>29.565</b>	237	250	21	1:43.375	45.542	195	27.364	214	30.469	238	252
4	1:41.083	44.446	<b>197</b>	26.934	213	29.703	238	249	22	1:45.148	46.057	191	27.778	<b>215</b>	31.313	234	252
5	1:41.063	44.509	197	26.898	211	29.656	238	249	23	1:47.878	45.991	191	29.675	167	32.212	218	248
6	1:40.969	44.424	197	26.904	211	29.641	238	249	24	2:19.743	56.920	129	45.280	70	37.543	234	235
7	1:41.229	44.515	196	27.026	211	29.688	239	250	25	1:44.715	46.170	192	27.630	212	30.915	233	246
8	1:41.522	44.711	196	27.015	211	29.796	238	249	26	1:44.996	45.770	190	27.848	214	31.378	235	245
9	1:41.554	44.695	195	27.096	211	29.763	238	249	27	1:42.979	45.434	194	27.436	213	30.109	238	249
10	1:46.844	45.592	162	29.338	160	31.914	209	248	28	1:42.366	45.095	195	27.177	213	30.094	237	251
11	2:18.006	1:01.037	104	39.116	91	37.853	237	154	29	1:41.972	44.903	195	27.165	213	29.904	238	250
12	1:42.304	45.132	196	27.182	212	29.990	239	244	30	1:42.446	45.072	194	27.185	213	30.189	238	251
13	1:41.683	44.833	194	26.944	213	29.906	237	250	31	1:42.835	45.463	185	27.317	214	30.055	238	251
14	1:42.215	44.957	194	27.241	212	30.017	237	250	32	1:42.954	45.341	193	27.467	214	30.146	<b>240</b>	252
15	1:41.621	44.719	197	27.105	212	29.797	239	249	33	1:43.545	45.724	191	27.522	213	30.299	238	<b>252</b>
16	1:41.901	44.807	195	27.171	213	29.923	237	250	34	1:45.179	45.641	183	28.744	213	30.794	236	251
17	1:48.260	45.044	195	27.425	212	35.791		249									
18	2:45.601	1:48.379	193	27.267	210	29.955	236										

<b>2 Jordan Lee Pepper, ZAF/ Nicki Thiim, DNK</b>									<b>theoretical besttime: 1:40.470</b>								
1	1:54.059	56.375	190	27.326	205	30.358	239	229	19	1:41.900	44.815	197	27.081	212	30.004	<b>239</b>	251
2	1:42.062	44.773	197	26.828	212	30.461	238	250	20	1:46.475	44.484	197	26.869	213	35.122		<b>252</b>
3	1:42.253	44.402	197	27.242	207	30.609	237	251	21	2:45.751	1:47.176	193	27.549	210	31.026	235	
4	1:41.537	44.670	197	26.961	212	29.906	238	250	22	1:45.106	45.976	191	27.811	210	31.319	235	238
5	1:41.013	44.309	198	26.897	212	29.807	238	251	23	1:47.039	45.967	185	29.051	173	32.021	233	248
6	1:41.432	44.373	198	27.005	212	30.054	237	251	24	2:20.600	57.227	120	45.044	70	38.329	234	240
7	1:41.081	44.302	<b>199</b>	26.984	210	29.795	238	250	25	1:42.723	45.361	195	27.260	212	30.102	235	245
8	1:41.657	44.343	197	27.137	212	30.177	237	252	26	1:42.675	44.863	196	27.393	<b>213</b>	30.419	235	248
9	<b>1:40.470</b>	<b>44.207</b>	197	<b>26.671</b>	211	<b>29.592</b>	238	250	27	1:43.598	45.382	195	27.653	210	30.563	236	248
10	1:47.980	46.463	169	29.226	181	32.291	191	250	28	1:43.376	45.621	194	27.291	213	30.464	236	249
11	2:13.467	59.189	82	38.447	83	35.831	237	185	29	1:42.786	45.161	194	27.197	212	30.428	235	246
12	1:42.369	44.926	196	27.314	211	30.129	238	249	30	1:42.695	45.324	195	27.212	211	30.159	236	249
13	1:42.565	44.836	198	27.027	212	30.702	237	251	31	1:43.123	45.400	193	27.377	212	30.346	234	249
14	1:41.943	44.425	198	26.916	210	30.602	238	251	32	1:43.035	45.267	194	27.439	212	30.329	234	245
15	1:41.170	44.310	198	26.935	211	29.925	238	251	33	1:43.038	45.254	196	27.400	213	30.384	235	247
16	1:41.838	44.299	198	27.037	210	30.502	236	251	34	1:44.040	45.361	191	27.861	211	30.818	233	248
17	1:41.216	44.441	198	26.872	212	29.903	238	249									
18	1:41.259	44.456	198	26.793	213	30.010	238	251									

<b>3 Andreas Weishaupt, DEU/ Christer Jöns, DEU</b>									<b>theoretical besttime: 1:40.180</b>								
1	1:47.039	50.922	194	26.551	213	29.566	<b>241</b>	220	19	1:42.781	44.851	194	27.330	206	30.600	237	251
2	<b>1:40.180</b>	<b>43.977</b>	<b>199</b>	<b>26.590</b>	213	<b>29.613</b>	240	250	20	1:48.394	44.931	192	27.276	213	36.187		251
3	1:40.790	44.228	196	26.809	212	29.753	240	252	21	2:47.153	1:48.366	192	27.726	210	31.061	234	
4	1:41.236	44.563	197	26.795	213	29.878	240	252	22	1:45.205	46.038	191	27.563	211	31.604	236	247
5	1:41.064	44.429	198	26.823	213	29.812	240	251	23	1:46.283	46.093	187	28.740	195	31.450	234	247
6	1:40.893	44.412	194	26.818	212	29.663	238	251	24	2:21.432	57.762	118	45.073	64	38.597	234	238
7	1:41.291	44.548	197	26.841	212	29.902	239	251	25	1:44.755	46.632	190	27.500	211	30.623	238	250
8	1:40.915	44.383	196	26.829	213	29.703	240	251	26	1:44.754	46.545	191	27.666	211	30.543	235	249
9	1:41.190	44.463	195	26.829	211	29.898	241	251	27	1:43.856	45.610	193	27.420	213	30.826	234	248
10	1:48.020	45.389	163	29.507	144	33.124	178	251	28	1:45.825	46.485	192	28.414	211	30.926	236	247
11	2:19.639	1:01.642	129	39.433	104	38.564	236	163	29	1:47.463	46.483	174	28.562	210	32.418	235	250
12	1:42.052	44.873	195	26.929	211	30.250	238	250	30	1:45.967	46.364	194	28.492	211	31.111	239	252
13	1:41.419	44.468	196	27.165	212	29.786	238	251	31	1:45.141	46.321	177	28.060	<b>215</b>	30.760	237	249
14	1:41.333	44.552	198	26.930	211	29.851	239	252	32	1:44.215	45.626	192	27.725	211	30.864	229	251
15	1:41.751	44.737	195	27.007	212	30.007	239	252	33	2:05.050	1:03.179	159	30.314	210	31.557	231	246
16	1:42.057	44.742	197	27.233	212	30.082	237	251	34	1:47.009	47.177	189	28.204	213	31.628	234	242
17	1:41.787	44.712	197	27.076	212	29.999	238	251									
18	1:41.948	44.799	197	27.162	212	29.987	239	<b>253</b>									



# ADAC GT Masters

## Lap analysis Race 2

Provisional



Circuit Zandvoort, Length: 4307 m

Air temperature: 19.7°C

Track temperature: 25.0°C

Weather condition: Dry

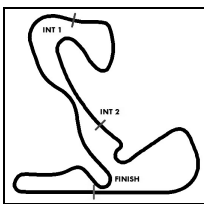
Reg. Nr.: 0301.15.196

Sunday 20.9.2015 13:07

Lap	Time	SE1	SP1	SE2	SP2	SE3	SP3	TSP	Lap	Time	SE1	SP1	SE2	SP2	SE3	SP3	TSP
<b>7 Luca Stolz, DEU/ Tom Dillmann, FRA</b>									<b>theoretical besttime: 1:40.929</b>								
1	1:51.983	54.472	186	27.542	214	29.969	242	204	19	1:42.704	45.136	198	27.373	215	30.195	243	252
2	1:41.770	44.833	198	27.013	215	29.924	243	246	20	1:43.117	45.140	198	27.606	211	30.371	244	246
3	1:41.324	44.641	199	<b>26.918</b>	213	29.765	243	252	21	1:43.432	45.514	197	27.418	210	30.500	244	239
4	<b>1:41.092</b>	44.410	197	26.979	214	29.703	243	<b>257</b>	22	1:43.289	45.194	196	27.763	214	30.332	<b>245</b>	257
5	1:41.289	44.618	198	27.012	213	29.659	244	251	23	1:51.011	45.907	188	32.835	166	32.269	220	246
6	1:41.199	44.631	199	26.925	215	29.643	243	257	24	2:16.921	56.591	96	43.769	82	36.561	244	222
7	1:41.157	<b>44.399</b>	199	27.146	214	<b>29.612</b>	243	256	25	1:44.081	45.630	191	27.725	214	30.726	241	247
8	1:41.273	44.446	199	27.101	214	29.726	243	257	26	1:43.906	45.482	185	27.739	211	30.685	242	246
9	1:41.715	44.675	198	27.154	214	29.886	243	256	27	1:44.126	45.808	196	27.626	211	30.692	244	245
10	1:49.088	46.002	154	29.743	163	33.343	195	256	28	1:44.107	45.877	188	27.647	212	30.583	243	254
11	2:13.880	58.490	97	39.181	77	36.209	242	205	29	1:44.024	45.784	190	28.002	214	30.238	242	245
12	1:42.500	45.384	195	27.215	214	29.901	244	231	30	1:42.919	45.189	197	27.448	216	30.282	243	252
13	1:43.018	44.852	192	27.655	212	30.511	244	249	31	1:42.673	45.190	200	27.291	215	30.192	244	253
14	1:41.912	44.585	201	27.116	213	30.211	243	255	32	1:42.462	45.106	200	27.265	<b>216</b>	30.091	<b>245</b>	254
15	1:48.752	44.624	199	27.074	215	37.054		256	33	1:42.933	45.228	199	27.506	216	30.199	244	253
16	2:42.931	1:45.965	<b>201</b>	27.050	213	29.916	243		34	1:43.572	45.335	196	27.787	215	30.450	244	256
17	1:41.711	44.731	198	27.080	214	29.900	244	250									
18	1:42.467	44.843	198	27.317	214	30.307	244	246									

<b>8 Fabian Hamprecht, DEU/ Clemens Schmid, AUT</b>									<b>theoretical besttime: 1:40.751</b>								
1	1:53.611	56.154	195	27.254	215	30.203	242	219	19	1:42.438	44.840	193	27.293	215	30.305	242	255
2	1:41.866	44.832	198	27.221	211	29.813	243	253	20	1:43.025	45.076	197	27.538	213	30.411	242	253
3	1:42.438	44.648	199	27.469	211	30.321	242	256	21	1:43.232	45.316	198	27.484	210	30.432	243	251
4	1:41.441	44.709	200	27.013	215	29.719	242	251	22	1:43.318	45.162	197	27.666	211	30.490	243	253
5	<b>1:40.950</b>	<b>44.368</b>	200	26.991	216	29.591	243	254	23	1:51.111	45.885	169	33.120	160	32.106	212	255
6	1:41.478	44.516	<b>202</b>	27.128	215	29.834	243	256	24	2:16.942	56.704	101	43.585	84	36.653	240	205
7	1:41.920	44.467	197	27.535	205	29.918	243	253	25	1:43.817	45.472	191	27.647	207	30.698	242	246
8	1:42.003	44.644	199	<b>26.883</b>	<b>217</b>	30.476	243	247	26	1:44.388	45.962	193	27.853	214	30.573	242	243
9	1:41.511	44.855	200	27.156	215	<b>29.500</b>	241	248	27	1:44.209	45.986	189	27.826	203	30.397	241	<b>257</b>
10	1:46.800	45.389	165	29.439	181	31.972	189	256	28	1:44.746	45.822	195	28.343	198	30.581	<b>244</b>	236
11	2:13.321	59.617	74	38.162	84	35.542	243	184	29	1:45.569	45.984	195	28.001	200	31.584	239	244
12	1:43.369	45.162	194	28.285	210	29.922	243	248	30	1:44.164	46.189	187	27.816	215	30.159	243	236
13	1:42.302	44.800	200	27.069	216	30.433	242	256	31	1:44.341	45.687	191	27.842	214	30.812	241	250
14	1:42.696	45.198	202	27.326	216	30.172	241	233	32	1:44.599	45.794	195	27.913	215	30.892	241	246
15	1:41.476	44.627	201	27.090	216	29.759	243	255	33	1:45.209	45.574	197	29.154	201	30.481	241	247
16	1:48.629	44.618	200	27.325	216	36.686		256	34	1:43.936	45.253	197	27.965	214	30.718	236	251
17	2:42.334	1:45.035	195	27.277	214	30.022	242										
18	1:41.863	44.572	200	27.213	214	30.078	242	253									

<b>13 Remo Lips, CHE/ Sven Barth, DEU</b>									<b>theoretical besttime: 1:40.835</b>								
1	1:50.393	52.294	197	27.641	209	30.458	244	201	18	1:42.016	44.738	201	27.179	218	30.099	243	256
2	1:41.447	44.839	201	26.752	218	29.856	244	253	19	1:41.781	44.774	200	27.111	218	29.896	243	256
3	1:41.300	44.733	201	26.760	217	29.807	243	258	20	1:48.568	44.613	200	27.451	209	36.504		256
4	<b>1:41.016</b>	44.382	201	26.870	218	<b>29.764</b>	243	256	21	2:45.486	1:46.518	199	28.377	216	30.591	243	
5	1:41.544	45.001	<b>202</b>	<b>26.744</b>	219	29.799	243	<b>258</b>	22	1:44.882	45.858	194	28.059	208	30.965	243	255
6	1:41.130	44.419	201	26.857	218	29.854	243	257	23	1:49.343	46.487	194	30.232	178	32.624	237	251
7	1:41.078	<b>44.327</b>	201	26.837	217	29.914	242	256	24	2:18.861	56.913	112	44.486	72	37.462	242	213
8	1:41.336	44.537	202	26.910	220	29.889	243	256	25	1:44.817	45.935	195	27.904	219	30.978	244	253
9	1:41.746	44.614	202	27.092	218	30.040	244	257	26	1:44.244	45.539	198	27.754	219	30.951	241	257
10	1:47.181	45.825	153	29.459	191	31.897	210	251	27	1:44.133	45.597	197	27.723	219	30.813	241	255
11	2:17.056	1:00.737	104	38.986	85	37.333	241	149	28	1:45.369	46.183	188	28.158	218	31.028	241	251
12	1:41.904	44.777	200	27.079	217	30.048	243	251	29	1:45.665	45.793	194	27.964	208	31.908	239	250
13	1:42.557	45.222	200	27.235	217	30.100	<b>244</b>	255	30	1:44.388	45.728	196	27.851	217	30.809	241	253
14	1:41.865	44.776	200	27.174	219	29.915	243	255	31	1:44.359	45.841	197	27.733	218	30.785	242	253
15	1:41.634	44.664	201	26.923	<b>220</b>	30.047	243	254	32	1:44.725	45.897	197	27.869	218	30.959	241	247
16	1:41.690	44.578	196	27.134	219	29.978	243	257									
17	1:42.109	44.709	200	27.334	218	30.066	242	257									



# ADAC GT Masters

## Lap analysis Race 2

Provisional



Circuit Zandvoort, Length: 4307 m

Air temperature: 19.7°C

Track temperature: 25.0°C

Weather condition: Dry

Reg. Nr.: 0301.15.196

Sunday 20.9.2015 13:07

Lap	Time	SE1	SP1	SE2	SP2	SE3	SP3	TSP	Lap	Time	SE1	SP1	SE2	SP2	SE3	SP3	TSP
<b>16 Rahel Frey, CHE/ Philip Geipel, DEU</b>									<b>theoretical besttime: 1:40.930</b>								
1	1:51.666	54.111	196	27.424	213	30.131	240	221	19	1:42.668	45.179	197	27.360	214	30.129	238	252
2	1:41.658	44.673	197	26.951	214	30.034	237	253	20	1:43.444	45.332	194	27.691	215	30.421	236	250
3	1:41.334	44.576	198	26.892	213	29.866	240	251	21	1:43.021	45.366	196	27.376	216	30.279	238	253
4	<b>1:40.977</b>	<b>44.381</b>	199	26.856	213	<b>29.740</b>	240	254	22	1:43.555	45.535	192	27.587	<b>216</b>	30.433	238	252
5	1:41.136	44.480	199	<b>26.809</b>	213	29.847	<b>242</b>	253	23	1:49.636	46.138	179	31.696	170	31.802	236	248
6	1:41.273	44.603	200	26.840	213	29.830	240	252	24	2:18.129	57.060	101	44.178	77	36.891	237	221
7	1:41.181	44.519	<b>201</b>	26.845	212	29.817	240	252	25	1:44.880	45.957	195	27.919	213	31.004	235	246
8	1:41.318	44.576	198	26.896	213	29.846	239	251	26	1:44.576	46.029	195	27.719	215	30.828	236	244
9	1:41.595	44.705	200	27.036	212	29.854	240	251	27	1:44.127	45.831	194	27.700	212	30.596	239	249
10	1:46.451	45.453	183	29.440	183	31.558	222	253	28	1:44.464	45.778	194	27.920	213	30.766	238	247
11	2:17.017	1:01.097	96	39.182	79	36.738	240	153	29	1:45.858	45.920	195	27.976	214	31.962	233	242
12	1:42.153	44.949	200	27.164	215	30.040	239	253	30	1:45.273	46.823	195	27.917	214	30.533	240	249
13	1:42.520	45.069	195	27.409	214	30.042	240	<b>254</b>	31	1:43.880	45.324	197	27.715	213	30.841	238	251
14	1:42.043	44.746	200	27.315	213	29.982	239	253	32	1:44.640	45.805	197	27.865	213	30.970	240	248
15	1:41.788	44.729	200	27.175	214	29.884	241	252	33	1:43.362	45.491	198	27.870	215	30.001	237	246
16	1:48.538	44.906	198	27.355	211	36.277		252	34	1:42.595	44.948	197	27.649	216	29.998	240	251
17	2:42.881	1:45.704	197	27.136	213	30.041	238										
18	1:42.740	45.181	196	27.425	214	30.134	238	250									

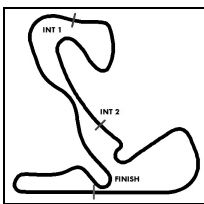
<b>19 Claudia Hürtgen, DEU/ Uwe Alzen, DEU</b>									<b>theoretical besttime:</b>								
1	2:40.486	1:09.692	<b>128</b>	39.306	<b>126</b>	51.488		226									

<b>21 Sebastian Asch, DEU/ Luca Ludwig, DEU</b>									<b>theoretical besttime: 1:40.461</b>								
1	1:50.007	52.089	195	27.265	216	30.653	241	211	19	1:42.706	45.123	196	27.323	218	30.260	241	253
2	1:41.291	44.493	<b>199</b>	26.803	218	29.995	242	255	20	1:43.238	45.002	195	27.805	214	30.431	241	253
3	1:41.069	44.523	198	26.718	218	29.828	239	255	21	1:43.149	45.360	198	27.433	214	30.356	243	244
4	<b>1:40.593</b>	<b>44.381</b>	197	<b>26.624</b>	218	<b>29.588</b>	242	252	22	1:43.515	45.349	195	27.656	218	30.510	<b>244</b>	<b>258</b>
5	1:40.949	<b>44.249</b>	199	26.867	218	29.833	242	257	23	1:49.893	45.873	178	32.133	167	31.887	218	256
6	1:41.037	44.361	199	26.901	218	29.775	242	256	24	2:18.011	57.355	91	43.989	75	36.667	241	231
7	1:41.233	44.349	199	26.987	218	29.897	241	256	25	1:45.062	45.693	194	28.557	211	30.812	242	247
8	1:41.493	44.509	199	26.902	218	30.082	240	256	26	1:44.411	45.771	191	27.915	213	30.725	241	250
9	1:42.593	45.252	198	27.099	218	30.242	241	255	27	1:44.289	45.796	190	27.816	212	30.677	243	256
10	1:46.164	45.224	149	28.985	186	31.955	234	256	28	1:44.097	45.780	196	27.546	211	30.771	241	249
11	2:17.683	1:00.795	122	39.415	80	37.473	239	132	29	1:45.515	45.855	196	28.005	214	31.655	241	253
12	1:42.380	44.884	197	27.104	218	30.392	242	251	30	1:46.086	47.074	193	27.960	214	31.052	242	241
13	1:42.833	45.577	198	27.162	218	30.094	243	253	31	1:43.648	45.990	190	27.600	<b>219</b>	30.058	242	245
14	1:41.591	44.593	198	27.026	218	29.972	243	256	32	1:44.331	45.516	196	27.803	214	31.012	242	256
15	1:47.543	44.570	199	27.098	218	35.875		256	33	1:43.729	45.465	196	28.073	217	30.191	242	246
16	2:44.892	1:47.669	196	27.205	216	30.018	240		34	1:43.464	45.490	188	27.724	218	30.250	239	256
17	1:42.806	45.325	194	27.336	216	30.145	242	255									
18	1:42.581	44.852	195	27.461	214	30.268	241	255									

<b>23 Marc Gassner, DEU/ Florian Strauss, DEU</b>									<b>theoretical besttime: 1:40.937</b>								
1	1:53.294	55.477	194	27.592	213	30.225	<b>242</b>	206	6	1:41.402	44.528	200	26.982	213	29.892	241	252
2	1:41.766	44.831	199	27.083	<b>214</b>	29.852	<b>242</b>	252	7	1:41.541	44.556	199	27.088	213	29.897	241	253
3	1:42.663	44.917	195	27.405	213	30.341	240	252	8	1:42.510	44.545	198	27.150	213	30.815	241	253
4	1:41.339	44.677	<b>202</b>	<b>26.775</b>	214	29.887	<b>242</b>	252									
5	<b>1:41.009</b>	<b>44.374</b>	199	26.847	214	<b>29.788</b>	241	253									

<b>24 Florian Stoll, DEU/ Marc Basseng, DEU</b>									<b>theoretical besttime: 1:40.214</b>								
1	1:47.969	51.367	195	26.900	213	29.702	241	217	19	2:44.075	1:46.541	193	27.306	210	30.228	238	
2	<b>1:40.214</b>	<b>44.257</b>	198	<b>26.418</b>	215	<b>29.539</b>	238	251	20	1:42.289	45.040	197	27.295	210	29.954	239	248
3	1:40.535	44.276	199	26.522	<b>215</b>	29.737	241	248	21	1:44.369	45.448	194	27.593	206	31.328	235	249
4	1:40.844	44.373	198	26.602	214	29.869	240	250	22	1:43.985	45.874	186	27.444	211	30.667	241	246
5	1:41.186	44.477	200	26.738	214	29.971	238	253	23	1:45.480	45.275	186	28.494	182	31.711	234	250
6	1:41.095	44.458	197	26.830	212	29.807	240	249	24	2:22.521	58.766	126	45.049	69	38.706	237	241
7	1:41.371	44.471	197	26.977	212	29.923	239	250	25	1:42.779	45.439	196	27.281	209	30.059	239	251
8	1:41.194	44.502	196	26.856	213	29.836	241	253	26	1:43.041	45.284	193	27.351	210	30.406	240	249





# ADAC GT Masters

## Lap analysis Race 2



Provisional

Reg. Nr.: 0301.15.196

Sunday 20.9.2015 13:07

Circuit Zandvoort, Length: 4307 m

Air temperature: 19.7°C

Track temperature: 25.0°C

Weather condition: Dry

Lap	Time	SE1	SP1	SE2	SP2	SE3	SP3	TSP	Lap	Time	SE1	SP1	SE2	SP2	SE3	SP3	TSP
9	1:41.455	44.580	199	26.786	213	30.089	238	251	27	1:43.666	45.379	195	27.532	212	30.755	238	249
10	1:47.303	45.568	174	28.553	151	33.182	178	250	28	1:44.060	46.664	195	27.211	214	30.185	239	251
11	2:19.444	1:01.797	129	39.211	97	38.436	237	170	29	1:43.129	45.423	194	27.369	212	30.337	239	249
12	1:42.062	45.142	197	26.933	212	29.987	238	248	30	1:42.705	45.238	199	27.274	213	30.193	239	251
13	1:41.734	44.762	196	26.947	215	30.025	238	<b>253</b>	31	1:42.735	45.212	196	27.396	213	30.127	242	249
14	1:41.561	44.619	<b>201</b>	27.003	213	29.939	241	250	32	1:43.049	45.665	195	27.260	212	30.124	<b>244</b>	251
15	1:41.741	44.780	199	26.899	213	30.062	238	251	33	1:43.207	45.443	197	27.464	211	30.300	238	250
16	1:41.874	44.738	196	27.063	214	30.073	237	253	34	1:43.757	45.481	195	27.830	211	30.446	237	249
17	1:41.983	45.007	197	26.954	215	30.022	239	249									
18	1:49.059	45.032	196	27.159	212	36.868		252									

### 25 Tomas Enge, CZE/ Jaap van Lagen, NLD

theoretical besttime: 1:40.321

1	1:46.372	50.142	197	26.467	212	29.763	242	211	19	1:50.177	45.417	185	27.715	199	37.045		252
2	<b>1:40.442</b>	<b>43.952</b>	197	<b>26.537</b>	213	29.953	241	249	20	2:42.825	1:45.802	196	26.822	<b>216</b>	30.201	237	
3	1:40.942	44.213	198	26.713	214	30.016	241	<b>253</b>	21	1:42.193	44.870	199	27.023	<b>217</b>	30.300	240	251
4	1:41.139	44.390	196	26.736	215	30.013	241	251	22	1:42.899	44.842	195	27.438	199	30.619	239	253
5	1:40.934	44.242	199	26.860	215	<b>29.832</b>	242	253	23	1:45.156	45.219	198	28.431	191	31.506	215	241
6	1:40.913	44.254	197	26.805	215	29.854	241	252	24	2:28.688	1:04.084	120	45.495	67	39.109	238	173
7	1:41.217	44.377	199	26.904	214	29.936	241	253	25	1:42.415	45.037	197	27.082	207	30.296	242	251
8	1:41.010	44.359	198	26.739	216	29.912	242	252	26	1:43.228	45.355	192	27.364	209	30.509	240	251
9	1:41.092	44.302	199	26.814	214	29.976	242	253	27	1:43.009	45.182	189	27.493	215	30.334	240	251
10	1:47.881	44.518	185	29.513	134	33.850	184	249	28	1:41.695	44.683	198	26.850	217	30.162	241	253
11	2:19.942	1:01.719	111	39.425	89	38.798	241	155	29	1:41.502	44.649	<b>200</b>	26.856	216	29.997	242	253
12	1:41.925	44.884	196	26.914	209	30.127	241	245	30	1:41.644	44.728	199	26.894	216	30.022	241	251
13	1:41.203	44.428	198	26.815	216	29.960	242	252	31	1:41.624	44.629	199	26.949	217	30.046	241	253
14	1:41.563	44.488	196	26.958	216	30.117	241	252	32	1:42.442	44.734	198	27.048	213	30.660	240	253
15	1:41.617	44.635	197	26.948	216	30.034	241	249	33	1:43.558	45.439	196	27.836	214	30.283	240	253
16	1:41.717	44.674	197	27.053	215	29.990	242	250	34	1:44.210	45.312	189	28.168	214	30.730	233	252
17	1:41.461	44.548	199	26.955	216	29.958	<b>243</b>	251									
18	1:41.789	44.603	199	26.984	215	30.202	242	252									

### 36 Martin Ragginger, AUT/ Klaus Bachler, AUT

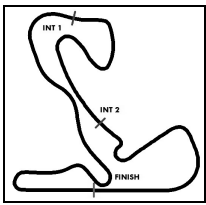
theoretical besttime: 1:40.702

1	1:48.858	51.579	194	27.267	210	30.012	240	218	19	2:44.331	1:46.687	191	27.399	213	30.245	238	
2	1:41.096	44.471	197	<b>26.685</b>	211	29.940	239	243	20	1:42.312	44.940	199	27.126	214	30.246	240	240
3	<b>1:40.761</b>	<b>44.258</b>	196	26.692	213	29.811	235	248	21	1:44.100	45.643	194	27.353	203	31.104	238	250
4	1:41.135	44.619	196	26.757	214	<b>29.759</b>	240	241	22	1:45.110	45.963	195	27.640	214	31.507	238	241
5	1:40.954	44.420	196	26.738	214	29.796	239	251	23	1:47.624	45.847	190	29.433	175	32.344	234	248
6	1:40.971	44.287	198	26.817	214	29.867	239	251	24	2:19.964	56.903	117	45.295	68	37.766	238	237
7	1:41.423	44.395	<b>199</b>	26.989	213	30.039	240	247	25	1:44.529	46.184	190	27.358	215	30.987	240	235
8	1:41.353	44.567	197	26.894	215	29.892	240	251	26	1:42.350	45.186	197	27.047	<b>216</b>	30.117	240	248
9	1:41.182	44.537	198	26.878	215	29.767	239	250	27	1:42.405	44.972	197	26.983	213	30.450	238	244
10	1:45.850	44.821	193	28.600	166	32.429	176	249	28	1:43.846	46.123	194	27.331	211	30.392	240	236
11	2:19.595	1:02.343	101	38.918	95	38.334	238	151	29	1:43.064	45.335	195	27.235	212	30.494	240	243
12	1:42.177	45.063	197	27.067	214	30.047	239	245	30	1:42.795	45.175	197	27.185	215	30.435	240	242
13	1:41.677	44.678	197	26.918	215	30.081	241	250	31	1:42.910	45.149	197	27.308	213	30.453	239	247
14	1:41.857	44.635	198	27.186	212	30.036	<b>241</b>	249	32	1:43.101	45.459	194	27.277	210	30.365	240	245
15	1:41.845	44.827	197	27.030	215	29.988	239	250	33	1:43.211	45.396	196	27.258	212	30.557	239	241
16	1:41.954	44.767	197	27.115	215	30.072	240	251	34	1:44.559	45.905	180	27.962	212	30.692	238	238
17	1:41.881	44.718	197	27.011	216	30.152	240	<b>252</b>									
18	1:48.483	44.888	196	27.318	211	36.277		251									

### 42 Hari Proczyk, AUT/ Bernd Schneider, DEU

theoretical besttime: 1:40.953

1	1:52.627	54.827	189	27.428	212	30.372	240	213	19	1:47.691	44.714	199	27.100	217	35.877		255
2	1:41.753	44.678	197	26.849	212	30.226	240	247	20	2:44.035	1:46.117	194	27.360	218	30.558	240	
3	1:41.528	44.588	199	26.807	213	30.133	238	250	21	1:43.308	45.572	192	27.317	217	30.419	240	255
4	1:41.262	<b>44.312</b>	198	26.889	212	30.061	236	253	22	1:43.501	45.360	195	27.465	<b>219</b>	30.676	240	254
5	<b>1:41.256</b>	44.456	197	26.878	219	29.922	238	248	23	1:49.348	46.357	184	31.094	198	31.897	239	251
6	1:41.260	44.465	199	26.819	217	29.976	239	250	24	2:18.745	57.432	109	44.195	72	37.118	237	209
7	1:41.365	44.692	196	26.813	217	<b>29.860</b>	240	256	25	1:44.895	45.833	194	27.723	216	31.339	241	250
8	1:41.377	44.646	197	26.867	216	29.864	241	250	26	1:44.117	45.697	194	27.471	218	30.949	240	255
9	1:41.296	44.510	199	<b>26.781</b>	217	30.005	241	253	27	1:44.164	45.680	193	27.680	215	30.804	242	251



# ADAC GT Masters

## Lap analysis Race 2



Provisional

Reg. Nr.: 0301.15.196

Sunday 20.9.2015 13:07

Circuit Zandvoort, Length: 4307 m

Air temperature: 19.7°C

Track temperature: 25.0°C

Weather condition: Dry

Lap	Time	SE1	SP1	SE2	SP2	SE3	SP3	TSP	Lap	Time	SE1	SP1	SE2	SP2	SE3	SP3	TSP
10	1:48.897	45.854	160	29.823	175	33.220	189	<b>256</b>	28	1:44.087	45.486	195	27.319	217	31.282	240	250
11	2:13.854	59.217	92	38.360	72	36.277	241	197	29	1:43.643	45.738	193	27.601	216	30.304	240	244
12	1:42.636	45.101	195	27.223	217	30.312	240	243	30	1:42.832	45.309	193	27.239	217	30.284	239	253
13	1:43.394	44.654	<b>201</b>	27.075	216	31.665	241	250	31	1:42.442	44.985	197	27.202	219	30.255	242	255
14	1:41.917	44.796	196	26.882	217	30.239	241	250	32	1:42.851	45.133	199	27.231	217	30.487	240	253
15	1:41.732	44.569	199	26.881	218	30.282	242	255	33	1:42.860	45.137	198	27.425	215	30.298	240	250
16	1:41.976	44.909	196	27.099	218	29.968	241	251	34	1:43.735	45.557	192	27.679	217	30.499	239	255
17	1:41.872	44.521	199	27.028	217	30.323	240	254									
18	1:41.737	44.774	196	27.067	217	29.896	<b>243</b>	254									

### 66 Andreas Wirth, DEU/ Daniel Keilwitz, DEU

theoretical besttime: 1:40.612

1	1:50.295	52.766	196	26.928	217	30.601	243	219	11	2:17.292	1:00.463	113	39.341	81	37.488	242	153
2	1:41.191	44.541	200	<b>26.677</b>	211	29.973	246	253	12	1:41.797	44.618	200	26.945	218	30.234	245	252
3	1:41.066	44.704	199	26.686	218	29.676	246	<b>260</b>	13	1:41.936	44.988	<b>202</b>	27.084	219	29.864	244	256
4	1:40.878	44.523	201	26.744	220	<b>29.611</b>	245	259	14	1:41.533	44.513	201	26.952	219	30.068	245	256
5	<b>1:40.775</b>	<b>44.324</b>	200	26.709	221	29.742	245	257	15	1:41.793	44.675	202	27.047	219	30.071	245	253
6	1:41.266	44.615	201	26.785	<b>221</b>	29.866	<b>246</b>	254	16	1:41.734	44.645	198	27.080	219	30.009	245	255
7	1:41.023	44.407	201	26.781	219	29.835	244	258	17	1:58.149	44.891	186	28.909	193	44.349		255
8	1:41.392	44.560	201	26.932	218	29.900	246	256	18	3:05.374	2:06.513	192	27.616	197	31.245	224	
9	1:42.751	44.665	201	26.824	216	31.262	244	257	19	1:44.357	46.583	194	27.244	218	30.530	237	209
10	1:46.927	45.617	152	29.283	178	32.027	218	253	20	1:51.756	46.911	190	27.352	214	37.493		239

### 80 Jens Klingmann, DEU/ Dominik Baumann, AUT

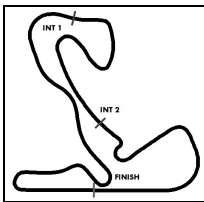
theoretical besttime: 1:40.403

1	1:45.202	48.950	197	26.600	212	29.652	239	222	19	1:42.111	45.123	198	27.128	211	29.860	239	253
2	<b>1:40.576</b>	44.369	199	<b>26.623</b>	213	29.584	241	250	20	1:47.225	44.653	197	26.971	213	35.601		<b>253</b>
3	1:40.849	44.412	200	26.689	214	29.748	239	250	21	2:43.506	1:46.366	196	27.230	212	29.910	<b>241</b>	
4	1:40.691	44.362	198	26.646	212	29.683	239	250	22	1:41.731	44.789	197	27.013	213	29.929	240	251
5	1:40.630	44.358	198	26.810	213	<b>29.462</b>	240	251	23	1:46.459	44.919	196	28.356	170	33.184	195	251
6	1:40.655	<b>44.318</b>	199	26.684	213	29.653	240	251	24	2:29.945	1:06.351	107	45.044	89	38.550	234	152
7	1:40.821	44.376	198	26.761	<b>214</b>	29.684	239	251	25	1:41.723	45.036	199	27.014	212	29.673	240	247
8	1:40.983	44.471	<b>200</b>	26.804	212	29.708	239	252	26	1:41.587	44.810	198	27.019	213	29.758	240	252
9	1:41.256	44.653	198	26.906	212	29.697	240	252	27	1:42.571	45.002	198	27.486	213	30.083	239	251
10	1:49.242	45.029	161	29.924	154	34.289	190	252	28	1:42.520	45.237	196	27.278	213	30.005	239	252
11	2:20.166	1:01.329	119	39.930	80	38.907	235	161	29	1:42.689	45.177	197	27.443	213	30.069	240	251
12	1:41.277	44.793	199	26.800	213	29.684	241	247	30	1:42.646	45.220	197	27.324	213	30.102	241	251
13	1:41.152	44.521	198	26.783	212	29.848	240	252	31	1:42.606	45.098	198	27.337	213	30.171	239	252
14	1:41.460	44.538	199	26.981	212	29.941	239	252	32	1:43.325	45.262	196	27.698	213	30.365	240	251
15	1:41.477	44.638	199	26.918	212	29.921	239	252	33	1:44.796	45.592	194	28.283	211	30.921	240	251
16	1:41.494	44.578	200	26.935	214	29.981	240	251	34	1:45.542	46.188	188	28.352	210	31.002	213	251
17	1:41.519	44.540	198	27.067	213	29.912	240	252									
18	1:42.023	44.795	200	27.116	211	30.112	240	252									

### 88 Albert von Thurn und Taxis, DEU/ Nick Catsburg, NLD

theoretical besttime: 1:40.582

1	1:45.503	49.236	198	26.560	212	29.707	<b>243</b>	226	19	1:42.313	45.135	<b>201</b>	27.041	213	30.137	242	252
2	1:40.698	44.321	200	<b>26.663</b>	212	<b>29.714</b>	241	253	20	1:48.124	44.572	198	27.002	214	36.550		<b>255</b>
3	1:40.848	44.247	198	26.666	215	29.935	241	254	21	2:44.912	1:46.471	182	27.735	213	30.706	237	
4	1:40.911	44.283	200	26.894	215	29.734	242	253	22	1:43.645	45.470	188	27.570	206	30.605	238	246
5	<b>1:40.636</b>	<b>44.205</b>	200	26.683	214	29.748	241	254	23	1:44.663	45.164	186	27.944	192	31.555	210	247
6	1:40.806	44.267	199	26.705	214	29.834	242	254	24	2:28.500	1:04.090	110	45.168	84	39.242	231	187
7	1:40.873	44.237	200	26.803	214	29.833	241	253	25	1:43.032	45.433	191	27.331	214	30.268	238	244
8	1:41.019	44.426	198	26.770	214	29.823	241	254	26	1:43.161	45.427	193	27.398	214	30.336	239	250
9	1:40.969	44.330	200	26.779	215	29.860	242	252	27	1:44.344	45.349	187	27.837	203	31.158	239	251
10	1:49.004	44.797	148	30.341	133	33.866	191	253	28	1:43.607	45.882	189	27.204	215	30.521	239	244
11	2:20.158	1:01.499	115	39.716	81	38.943	237	158	29	1:42.661	45.100	192	27.176	215	30.385	239	252
12	1:41.600	44.862	199	26.848	214	29.890	242	247	30	1:42.808	45.040	194	27.188	215	30.580	239	252
13	1:41.049	44.507	201	26.809	215	29.733	243	250	31	1:43.131	45.393	190	27.285	214	30.453	240	251
14	1:41.340	44.425	200	26.915	214	30.000	241	252	32	1:42.992	45.234	194	27.249	215	30.509	240	251
15	1:41.469	44.641	198	26.887	215	29.941	242	253	33	1:43.003	45.263	195	27.320	215	30.420	240	252
16	1:41.524	44.543	199	26.827	215	30.154	241	252	34	1:43.866	45.365	189	27.768	214	30.733	240	251
17	1:41.564	44.593	201	26.904	<b>216</b>	30.067	242	253									
18	1:41.975	44.688	200	26.963	213	30.324	242	254									



# ADAC GT Masters

## Lap analysis Race 2



Provisional

Reg. Nr.: 0301.15.196

Sunday 20.9.2015 13:07

Circuit Zandvoort, Length: 4307 m

Air temperature: 19.7°C

Track temperature: 25.0°C

Weather condition: Dry

Lap	Time	SE1	SP1	SE2	SP2	SE3	SP3	TSP	Lap	Time	SE1	SP1	SE2	SP2	SE3	SP3	TSP
<b>100 Daniel Dobitsch, AUT/ Edward Sandström, SWE</b>									<b>theoretical besttime: 1:40.022</b>								
1	1:50.860	53.892	194	26.921	211	30.047	238	213	19	1:41.774	44.851	197	26.935	211	29.988	237	251
2	1:41.316	44.916	196	26.816	<b>213</b>	29.584	242	251	20	1:47.614	44.551	198	27.063	212	36.000		249
3	1:41.300	44.709	197	26.891	212	29.700	241	254	21	2:43.676	1:46.204	193	27.144	210	30.328	238	
4	1:40.934	44.425	198	26.908	213	29.601	<b>243</b>	253	22	1:44.106	45.670	196	27.534	212	30.902	234	250
5	1:46.957	44.193	199	26.688	213	36.076		<b>255</b>	23	1:48.150	46.074	183	30.431	190	31.645	209	248
6	1:51.800	55.730	197	26.682	211	<b>29.388</b>	240		24	2:19.541	57.519	112	44.923	75	37.099	236	201
7	<b>1:40.108</b>	<b>44.088</b>	<b>199</b>	26.606	212	29.414	240	251	25	1:44.541	46.336	196	27.484	212	30.721	238	242
8	1:40.401	44.146	199	<b>26.546</b>	212	29.709	238	251	26	1:44.478	45.903	193	27.839	212	30.736	237	250
9	1:41.144	44.511	197	26.924	210	29.709	238	249	27	1:43.788	45.374	196	28.262	211	30.152	238	248
10	1:41.802	44.755	194	27.208	210	29.839	237	249	28	1:43.645	45.927	191	27.627	211	30.091	237	249
11	2:11.157	57.903	71	37.758	94	35.496	236	206	29	1:41.791	45.101	197	26.958	210	29.732	239	249
12	1:42.282	44.942	194	27.492	211	29.848	238	248	30	1:41.880	45.081	197	26.892	212	29.907	240	249
13	1:42.822	44.768	195	27.081	212	30.973	235	250	31	1:42.440	45.137	190	27.416	213	29.887	239	251
14	1:41.892	44.972	197	27.032	211	29.888	238	247	32	1:42.862	45.268	195	27.381	212	30.213	239	250
15	1:41.869	44.831	195	26.998	211	30.040	239	251	33	1:43.468	45.489	188	27.665	213	30.314	239	248
16	1:42.042	44.769	196	27.137	211	30.136	236	250	34	1:43.768	45.403	186	27.983	213	30.382	237	250
17	1:41.741	44.696	197	26.974	212	30.071	237	249									
18	1:41.816	44.846	196	27.052	210	29.918	238	250									





# ADAC GT Masters

## Vmax list Race 2

Provisional

Reg. Nr.: 0301.15.196

Sunday 20.9.2015 13:07



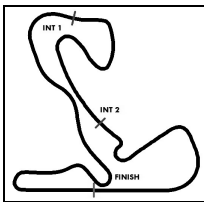
Circuit Zandvoort, Length: 4307 m

Air temperature: 19.6°C

Track temperature: 24.9°C

Weather condition: Dry

Nr	Team, Car, Driver, Nat	Top speed
66	<b>Callaway Competition, Corvette Z06.R GT3</b> Wirth Andreas , DEU Keilwitz Daniel , DEU	260,30 km/h
21	<b>Team Zakspeed, Mercedes-Benz SLS AMG GT3</b> Asch Sebastian , DEU Ludwig Luca , DEU	257,88 km/h
13	<b>RWT-Racing Team, Corvette Z06.R GT3</b> Lips Remo , CHE Barth Sven , DEU	257,88 km/h
7	<b>Bentley Team HTP, Bentley Continental GT3</b> Stolz Luca , DEU Dillmann Tom , FRA	257,39 km/h
8	<b>Bentley Team HTP, Bentley Continental GT3</b> Hamprecht Fabian , DEU Schmid Clemens , AUT	257,20 km/h
42	<b>HP Racing, Mercedes-Benz SLS AMG GT3</b> Proczyk Hari , AUT Schneider Bernd , DEU	255,98 km/h
100	<b>kfzteile24 MS RACING, Audi R8 LMS ultra</b> Dobitsch Daniel , AUT Sandström Edward , SWE	255,08 km/h
23	<b>MRS GT Racing, Nissan GT-R Nismo GT3</b> Gassner Marc , DEU Strauss Florian , DEU	254,90 km/h
88	<b>Reiter Engineering, Lamborghini Gallardo R-EX</b> von Thurn und Taxis Albert , DEU Catsburg Nick , NLD	254,54 km/h
16	<b>YACO Racing, Audi R8 LMS ultra</b> Frey Rahel , CHE Geipel Philip , DEU	253,94 km/h
25	<b>Reiter Engineering, Lamborghini Gallardo R-EX</b> Enge Tomas , CZE van Lagen Jaap , NLD	253,46 km/h
80	<b>BMW Sports Trophy Team Schubert, BMW Z4 GT3</b> Klingmann Jens , DEU Baumann Dominik , AUT	253,40 km/h
24	<b>kfzteile24 MS RACING, Audi R8 LMS ultra</b> Stoll Florian , DEU Basseng Marc , DEU	253,40 km/h
3	<b>C. Abt Racing, Audi R8 LMS ultra</b> Weishaupt Andreas , DEU Jöns Christer , DEU	252,75 km/h



# ADAC GT Masters

## Vmax list Race 2

Provisional

Reg. Nr.: 0301.15.196

Sunday 20.9.2015 13:07



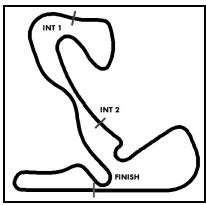
Circuit Zandvoort, Length: 4307 m

Air temperature: 19.6°C

Track temperature: 24.9°C

Weather condition: Dry

Nr	Team, Car, Driver, Nat	Top speed
1	<b>C. Abt Racing, Audi R8 LMS ultra</b> Wackerbauer Stefan , DEU van der Linde Kelvin , ZAF	251,92 km/h
2	<b>C. Abt Racing, Audi R8 LMS ultra</b> Pepper Jordan Lee , ZAF Thiim Nicki , DNK	251,75 km/h
36	<b>Schütz Motorsport, Porsche 911 GT3 R</b> Ragginger Martin , AUT Bachler Klaus , AUT	251,57 km/h
19	<b>BMW Sports Trophy Team Schubert, BMW Z4 GT3</b> Hürtgen Claudia , DEU Alzen Uwe , DEU	km/h



# ADAC GT Masters

## Pit stops Race 2



Provisional

Reg. Nr.: 0301.15.196

Sunday 20.9.2015 13:07

Circuit Zandvoort, Length: 4307 m

Air temperature: 19.5°C

Track temperature: 24.8°C

Weather condition: Dry

Nr	Driver in	Day time in	Time in	Driver out	Day time out	Time out	Nett Time
19	Uwe Alzen	13:09:36	2:34.375				
100	Edward Sandström	13:15:39	8:36.765	Edward Sandström	13:15:56	8:53.680	16.915
21	Luca Ludwig	13:33:16	26:13.898	Luca Ludwig	13:34:23	27:21.554	1:07.656
7	Tom Dillmann	13:33:19	26:17.341	Tom Dillmann	13:34:26	27:23.792	1:06.451
16	Philip Geipel	13:35:00	27:57.941	Rahel Frey	13:36:05	29:03.368	1:05.427
8	Clemens Schmid	13:35:03	28:01.037	Fabian Hamprecht	13:36:08	29:06.616	1:05.579
1	Kelvin van der Linde	13:36:39	29:36.687	Kelvin van der Linde	13:37:46	30:44.070	1:07.383
66	Daniel Keilwitz	13:36:49	29:47.015	Andreas Wirth	13:38:12	31:10.222	1:23.207
24	Marc Basseng	13:38:20	31:17.847	Marc Basseng	13:39:26	32:24.105	1:06.258
36	Klaus Bachler	13:38:20	31:18.355	Klaus Bachler	13:39:27	32:24.681	1:06.326
25	Jaap van Lagen	13:40:00	32:58.576	Tomas Enge	13:41:06	34:04.538	1:05.962
42	Bernd Schneider	13:40:07	33:04.830	Hari Proczyk	13:41:12	34:10.520	1:05.690
80	Dominik Baumann	13:41:38	34:36.241	Dominik Baumann	13:42:45	35:42.738	1:06.497
88	Nick Catsburg	13:41:39	34:37.658	Albert von Thurn und Taxis	13:42:46	35:43.720	1:06.062
3	Christer Jöns	13:41:43	34:41.153	Christer Jöns	13:42:51	35:48.813	1:07.660
2	Nicki Thiim	13:41:45	34:42.906	Jordan Lee Pepper	13:42:51	35:49.597	1:06.691
13	Sven Barth	13:41:47	34:44.754	Remo Lips	13:42:53	35:50.936	1:06.182
100	Edward Sandström	13:41:49	34:47.063	Edward Sandström	13:42:54	35:52.308	1:05.245
66	Andreas Wirth	13:43:30	36:28.662				
80	Jens Klingmann	14:09:54	1:02:52.458				
24	Florian Stoll	14:10:09	1:03:07.434	Florian Stoll	14:10:45	1:03:43.162	35.728
2	Jordan Lee Pepper	14:10:11	1:03:08.829	Jordan Lee Pepper	14:10:47	1:03:45.239	36.410
1	Stefan Wackerbauer	14:10:18	1:03:16.317	Stefan Wackerbauer	14:10:50	1:03:48.446	32.129
25	Tomas Enge	14:10:22	1:03:19.848				
88	Albert von Thurn und Taxis	14:10:23	1:03:21.571				
36	Martin Ragginger	14:10:25	1:03:23.122	Martin Ragginger	14:10:56	1:03:53.742	30.620
100	Daniel Dobitsch	14:10:30	1:03:28.588	Daniel Dobitsch	14:11:01	1:03:59.479	30.891
16	Rahel Frey	14:10:32	1:03:29.948	Rahel Frey	14:11:03	1:04:01.454	31.506
7	Luca Stolz	14:10:34	1:03:32.284	Luca Stolz	14:11:06	1:04:03.927	31.643
8	Fabian Hamprecht	14:10:36	1:03:34.063	Fabian Hamprecht	14:11:08	1:04:06.670	32.607
21	Sebastian Asch	14:10:37	1:03:35.514	Sebastian Asch	14:11:10	1:04:08.391	32.877
42	Hari Proczyk	14:10:44	1:03:41.797	Hari Proczyk	14:11:15	1:04:12.700	30.903
3	Andreas Weishaupt	14:10:45	1:03:43.253	Andreas Weishaupt	14:11:16	1:04:14.660	31.407